

[Home](#)

[Back to westernhat2 page](#)

DRCOS

SITE <http://www.drcos.info/>
MAIL mrc@dr-cos.com
facebook <https://www.facebook.com/drcos.com>



grommet



Western
top
interfacing(heavy
one sheets

Bonding line Aa

Bonding line AA


Bonding line AA



Westernhat 2
brim
interfacing (heavy weight)
two sheets

Bonding line Ba

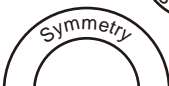
Seam allowance 1/2in.



DRCOS

SITE <http://www.dr-cos.info/>
MAIL info@dr-cos.com
Twitter [@drcos.com](https://twitter.com/@drcos.com)
facebook <https://www.facebook.com/drcoscom>

Westernhat 2
Top
two sheets

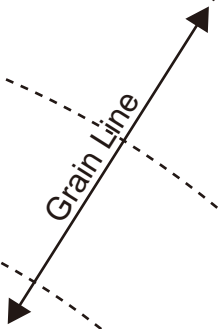


Bonding line AB

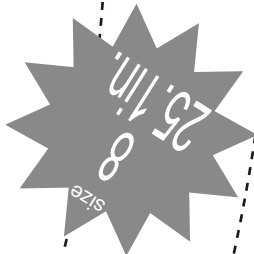
Bonding line Aa

Bonding line Ab

Seam allowance 1/2 in.



Westernhat 2
brim
four sheets



bias & wire

Bonding line BA



SITE <http://www.dr-cos.info/>
MAIL info@dr-cos.com
Twitter <https://twitter.com/dr-cos>
facebook <https://www.facebook.com/drcoscom>

Westernhat 2
top
(heavy weight)
sheets

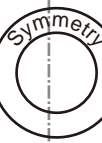
Bonding line BA

DRCOS

SITE <http://www.dr-cos.info/>
MAIL info@dr-cos.com
Twitter [@drcos_com](https://twitter.com/@drcos_com)
facebook <https://www.facebook.com/drcoscom>

Bonding line Ba

Bonding line Bb



inter



size
8
25.1in.

Bonding line BB

bias & wire

Bonding line Ab

Bonding line Ca

Westernhat 2 side two sheets

How to make

Sorry if I haven't made myself understood (well) in English. You know I'm poor at English.

1. iron on the interfacing (heavy weight) to "top" "side" "brim"
 2. "side" is sewn up and loop
 3. "top" and "side" are same.
 4. "brim" is sewn up by a dotted line.
- The surface and the back are same.
5. two "brims" are sewn up by a dotted line.
 6. In a "brim" is sewn up.
 7. "side" "brim" is installed in the grommet location.
 8. grommet is installed through a hole.
 9. to pass a string through a hole.

Seam allowance 1/2in.



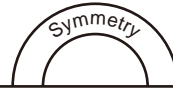
Bonding line Ac

Bonding line CA

We tw



Grain Line

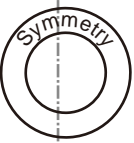


Bonding line Bb

DRCOS

SITE <http://www.dr-cos.info/>
MAIL info@dr-cos.com
Twitter https://twitter.com/@drcos_com
facebook <https://www.facebook.com/drcoscom>

Bonding line Bc



Westernhat 2
side

interfacing (heavy weight)
one sheets

Bonding line CB