

[Home](#)

[Back to Tophat page](#)



**Tophat
Side
one sheets**

Bonding line Aa

Bonding line AA

Bonding line AA

Bonding line Ba

Bonding line AB



SITE <http://dr-cos.com>
MAIL info@dr-cos.com

Bonding line AB

DRCOS

SITE <http://dr-cos.com>
MAIL info@dr-cos.com
Twitter [@drcos_com](https://twitter.com/@drcos_com)
facebook <https://www.facebook.com/drcoscom>

match marks



Bonding line Ca

Seam allowance 1/2in.

size
7 1/4
22.8in.

**Tophat
Brim
two sheets**

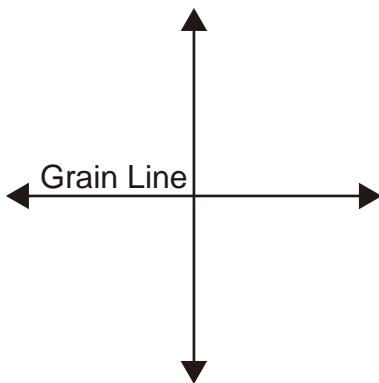
Bais

Bonding line AC

Bonding line Aa

Bonding line Ab

match marks



match marks



Bonding line BA

Bonding line BA

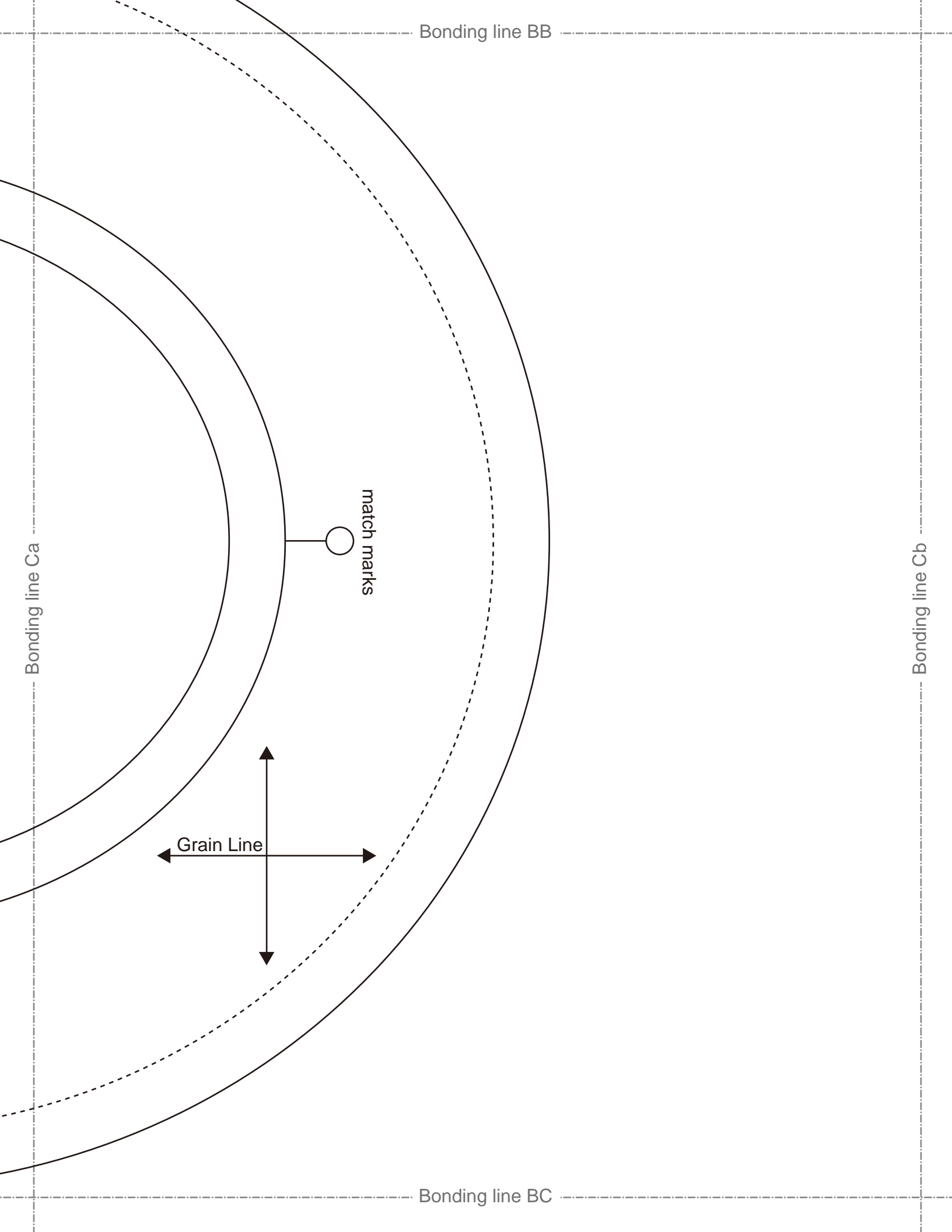


**Tophat
Side**
interfacing (heavy weight)
one sheets

Bonding line Ba

Bonding line Bb

Bonding line BB



Bonding line BB

Bonding line Ca

match marks

Grain Line

Bonding line Cb

Bonding line BC

The logo for DRCOS features the word "DRCOS" in a bold, black, sans-serif font. To the left of the text is a stylized graphic of a hand holding a needle and thread, with the needle pointing towards the text. The background behind the text and graphic is a light grey, irregular shape.

DRCOS

SITE <http://dr-cos.com>
MAIL info@dr-cos.com
Twitter https://twitter.com/@drcos_com
facebook <https://www.facebook.com/drcoscom>

How to make

Sorry if I haven't made myself understood (well) in English. You know I'm poor at English.

- 1.iron on the interfacing(heavy weight) to "top" "side" "brim"
 - 2."side" is sew up and loop
 - 3."top" and "side" sew pieces
 - 4."brim" is sew up and loop
- The surface and the back are same.
- 5.two "brims" are sewn up by a dotted line.
 - 6.In a "brim", bias (A wire is put in.)
 7. "side" "brim" is sewn up.

Seam allowance 1/2in.

Bonding line CA

Bonding line Ab

Bonding line Ac

Bonding line CA

DRCOS

SITE <http://dr-cos.com>

MAIL info@dr-cos.com

Twitter [@drcos_com](https://twitter.com/@drcos_com)

facebook <https://www.facebook.com/drcoscom>

Bonding line Bb

Bonding line Bc

Seam allowance 1/2in.

Bonding line CB

Bonding line CB

Bonding line Cb

Bonding line Cc

Bonding line CC

size
7 1/4
22.8in.



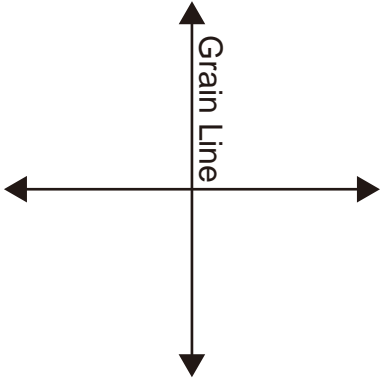
**Tophat
 Top**
 interfacing(heavy weight)
two sheets

match marks

Bonding line DA



**Tophat
 Top
 one sheets**



Seam allowance 1/2in.

match marks



Bonding line Bc

Bonding line Bd

DRCOS

SITE <http://dr-cos.com>
 MAIL info@dr-cos.com
 Twitter [@drcos_com](https://twitter.com/@drcos_com)
 facebook <https://www.facebook.com/drcoscom>

Bonding line DB

Bonding line DB

Bonding line Cc

Bonding line Cd

Tophat Brim

interfacing(heavy weight)
two sheets

Bonding line DC