


DRCOS
SITE <http://dr-cos.info/en> <http://dr-cos.com/jp>
MAIL info@dr-cos.com

Bonding line Aa

Bonding line AA

in.

Bonding line AA



Bonding line Ba



Bonding line AB

DRCOS

SITE <http://dr-cos.info/en> <http://dr-cos.com/jp>
MAIL info@dr-cos.com
Twitter <https://twitter.com/@drcos> www.facebook.com/drcos.com

Bonding line Aa

Bonding line Ab

Seam allowance 1/2in.

Bonding line BA

Bonding line BA



Stand Collar Blouse
front body
two sheets

Bonding line Ba

Bonding line Bb



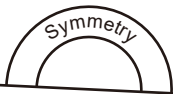
Bonding line BB

Bonding line Ab

LADIES'S

size

Stand Collar Blouse
back body
one sheets



Bonding line CA

Seam allowance 1/2in.

Bonding line Ac

Bonding line CA



DRCOS
SITE <http://dr-cos.info/en> <http://dr-cos.com/tp>
MAIL info@dr-cos.com
Twitter [@dr-cos_com](https://twitter.com/dr-cos_com)
facebook <https://www.facebook.com/drcoscom>

Bonding line Bc

Bonding line Bb

 Baste



collar position

Cut and insert

Bonding line CB

Bonding line CB

Bonding line Cb

Bonding line Cc

DRCOS

SITE [http://dr-cos.info\(en\)](http://dr-cos.info(en)) [http://dr-cos.com\(jp\)](http://dr-cos.com(jp))
MAIL info@dr-cos.com
Twitter https://twitter.com/@drcos_com
facebook <https://www.facebook.com/drcoscom>

Front



LADIE

Stand Co
sle
two s

Seam allowance 1/2in.

Bonding line CC

Se

Bonding line Ac

Grain Line

Bonding line Ad

Bonding line DA




Bonding line DA

Grain Line

Stand Collar Blouse
collar
two sheets
interlining
Fusible sheets

Bonding line Bc

Bonding line Bd



Seam allowance 1 1/2 in.


Bonding line DB

ADIE'S

Bonding line DB

S
com(jp)
oscom

Bonding line Cc



d Collar Blouse
sleeve
two sheets

Back

1/2in.

Bonding line DC

Bonding line Cd



LAL