

DRCOS
SITE [http://dr-cos.info\(en\)](http://dr-cos.info(en)) [http://dr-cos.com\(jp\)](http://dr-cos.com(jp))
MAIL info@dr-cos.com
Twitter https://twitter.com/@drcos_com
facebook <https://www.facebook.com/drcoscom>

Bonding line Aa

gathered frills 1st level

Bonding line AA

Bonding line AA



gathered frills 2nd level

gathered frills 3rd level

gathered frills 4th level

Bonding line Ba

Bonding line AB

Bonding line AB

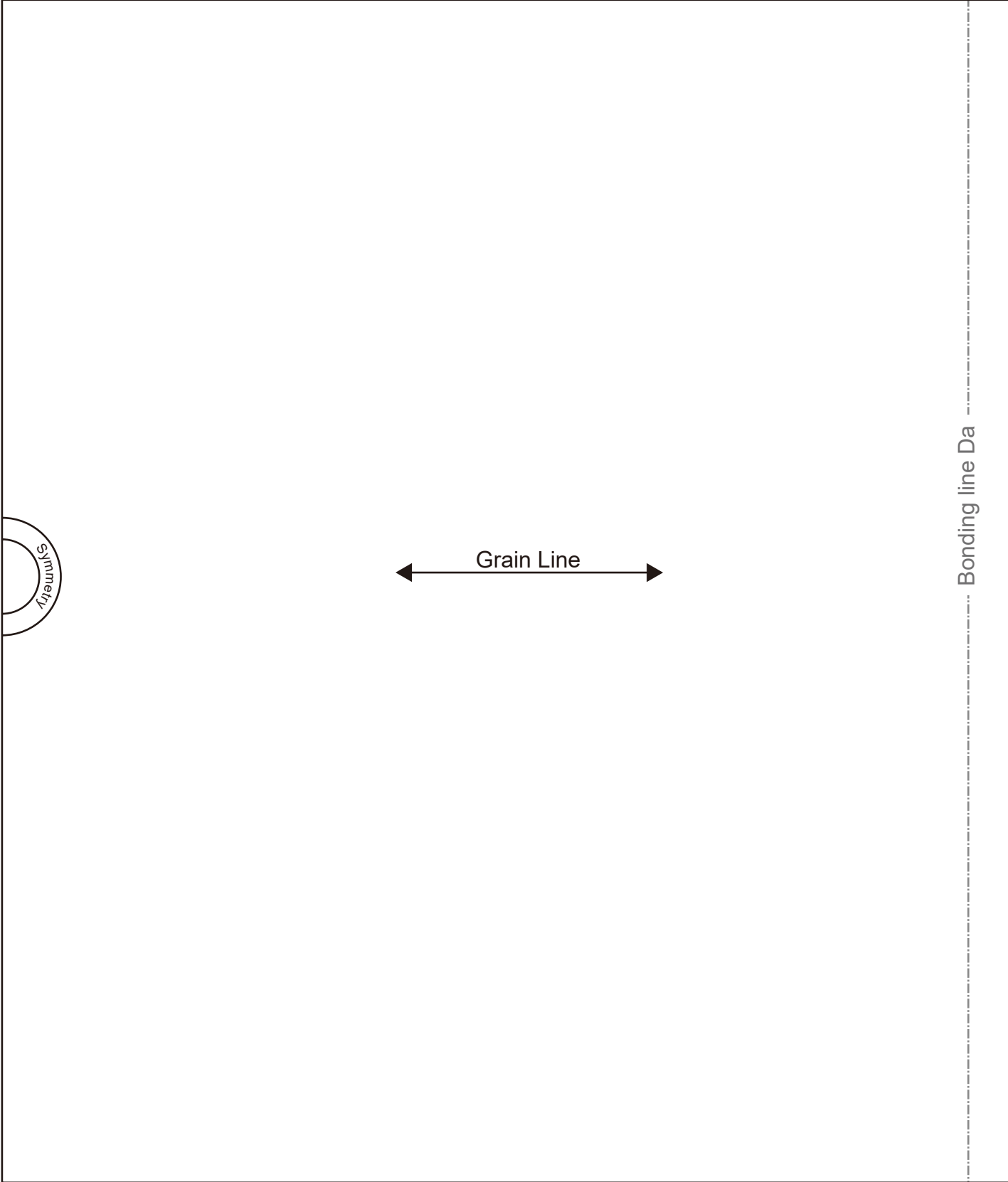


Bonding line Ca



Bonding line AC

Bonding line AC



Bonding line Da

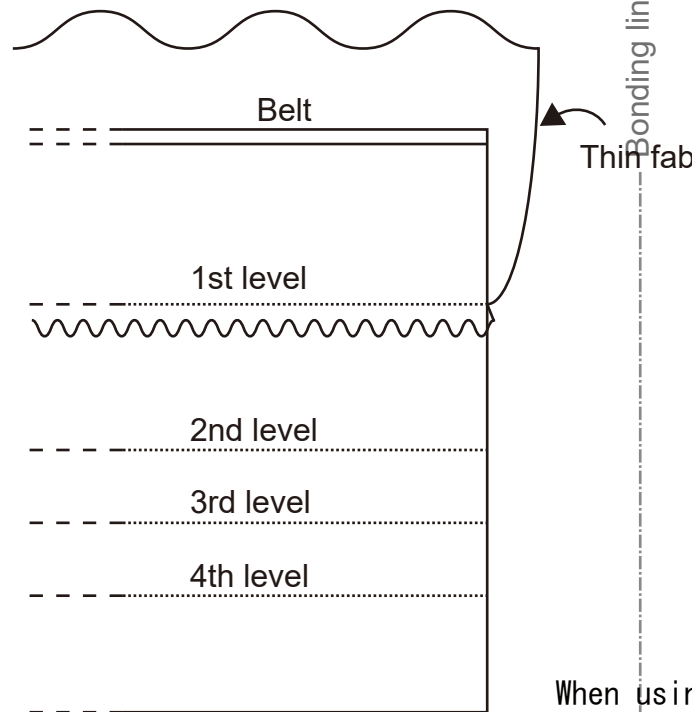
Bonding line AD

LADIES' size F

Belt position

Bonding line Aa

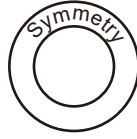
Bonding line Ab



Bonding line BA

Bonding line BA

Short Pannier 17.7in Base Body one sheets



Bonding line Ba

Bonding line Bb

Bonding line BB

LADIES'  size F

LADIES'  size F

Bonding line BC

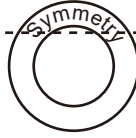
Bonding line Da

LADIES'  size

Bonding line Db

Bonding line BD

Short Pannier 17.7in Belt



one sheets

Bonding line Ab

Thin fabrics face the opposite way

Bonding line Ac

en using 15–30 denier tulle or thin broads, sew the gathered ruffles in the opposite direction to crea

Bonding line CA


Bonding line CA

LADIES'  size F

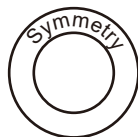
Bonding line Bb

Bonding line Bc

Bonding line CB



**Short Pannier 17.7in
gathered frills 4th level
two sheets**

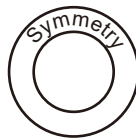


**Short Pannier 17.7in
gathered frills 3rd level
two sheets**

Bonding line CC

Bonding line Db

Bonding line Dc



Short Pannier 17.7in
gathered frills 2nd level
two sheets

Bonding line CD

DRCOS

SITE [http://dr-cos.info\(en\)](http://dr-cos.info(en)) [http://dr-cos.com\(jp\)](http://dr-cos.com(jp))
MAIL info@dr-cos.com
Twitter https://twitter.com/@drcos_com
facebook <https://www.facebook.com/drcoscom>

Seam allowance 1/2in.

Bonding line Ac

Bonding line Ad

to create volume

Bonding line DA

Bonding line DA

Seam allowance 1/2in.

Bonding line Bc

Bonding line Bd

Bonding line DB

Bonding line DB



Seam allowance 1/2in.

Bonding line Cc



Seam allowance 1/2in.

Bonding line Cd

Bonding line DC

Bonding line DC



DRCOS

SITE [http://dr-cos.info\(en\)](http://dr-cos.info(en)) [http://dr-cos.com\(jp\)](http://dr-cos.com(jp))
MAIL info@dr-cos.com
Twitter https://twitter.com/@drcos_com
facebook <https://www.facebook.com/drcoscom>

Bonding line Dc

Seam allowance 1/2in.

Bonding line Dd

Bonding line DD

Bonding line Ad

Bonding line EA

Bonding line Ae

Grain Line



Bonding line EA

Bonding line Bd

Bonding line Be

Bonding line EB

LADIES  size



96

Bonding line EB

Bonding line Cd

two sheets

Bonding line Ce

Seam allowa

Bonding line EC



Bonding line Ae



Grain Line

Bonding line FA

Bonding line Af


LADIES' F

size

Bonding line Be

Bonding line FA

Bonding line Bf



Bonding line FB

ga

Bonding line FB

Short Pannier 17.7in
gathered frills 1st level
two sheets

Bonding line Ce

Bonding line Cf



m allowance 1/2in.

Bonding line FC