




Bonding line Aa

Bonding line AA

# Children

Bonding line AA



**Short Pannier 17.7in  
gathered frills 1st level  
two sheets**

Bonding line Ba

Bonding line AB

Bonding line AB

Seam allowance 1/2in.

Bonding line Ca



Bonding line AC

Bonding line Aa

Bonding line Ab

Bonding line BA

Bonding line BA

Bonding line Ba

Bonding line Bb

Bonding line BB

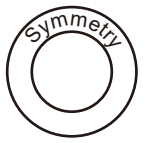
Bonding line BB



n.

Bonding line Ca

Children's **size 8**



Bonding line Cb

Sh  
gat

Bonding line BC

# Children




Bonding line Ab

Bonding line Ac

Bonding line CA

Bonding line CA



Short Pannier 17.7in  
gathered frills 2nd level  
two sheets

Bonding line CB

Bonding line Bb

Bonding line Bc



Bonding line CB



Seam allowance 1/2in.

Bonding line Cb



Bonding line Cc

Short Pannier 17.7in  
gathered frills 3rd level  
two sheets

Bonding line CC

Bonding line Ac

Bonding line Ad

Bonding line DA

gathered frills 3rd level

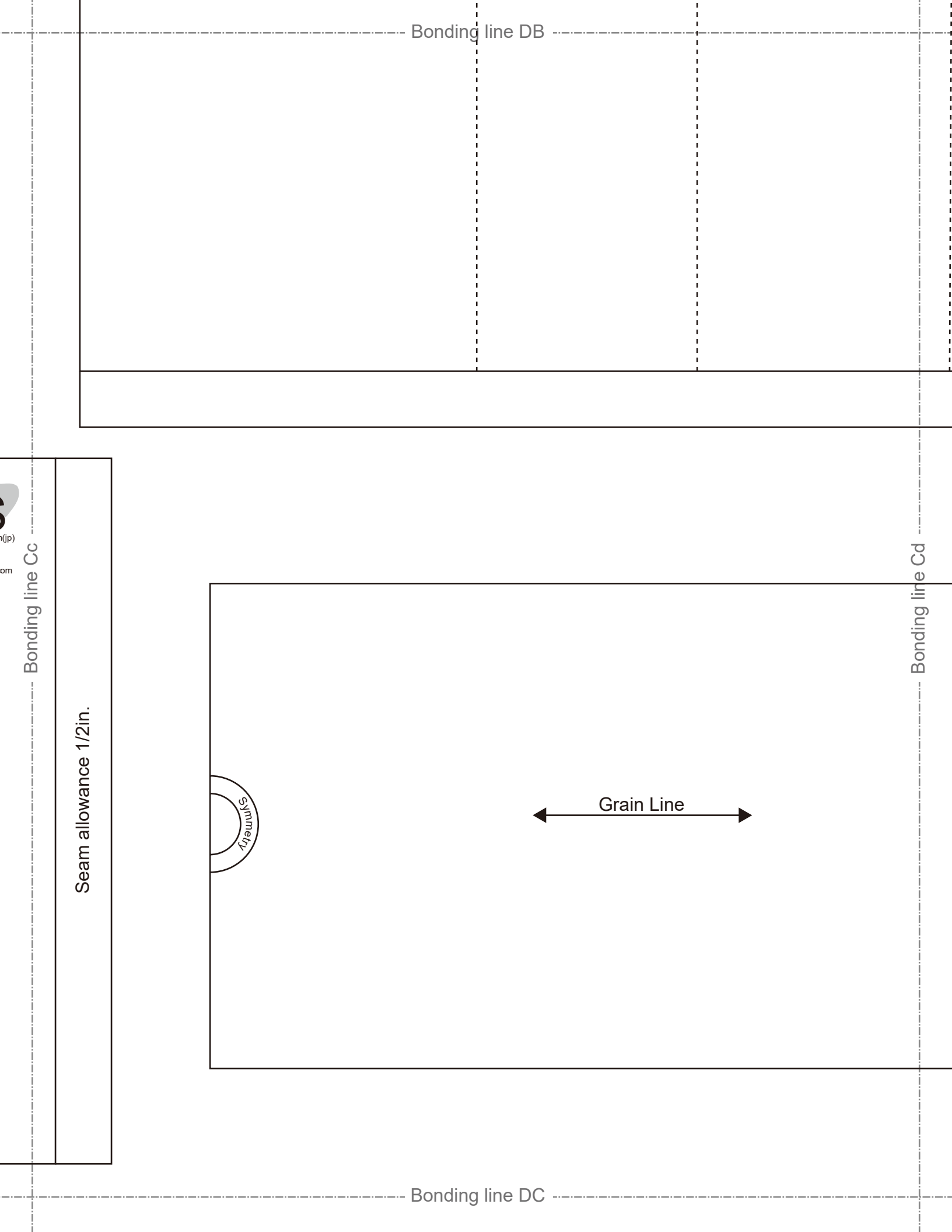
gathered frills 4th level

Bonding line DA

Bonding line Bc

Bonding line Bd

Bonding line DB



Bonding line DB

Bonding line Cc

Seam allowance 1/2in.

Symmetry

Grain Line

Bonding line Cd

Bonding line DC

Ch

Bonding line EA

Bonding line Ae

gathered frills 1st level



gathered frills 2nd level



Bonding line Ad

Bonding line Be

2nd level

3rd level

4th level

When using 15-30 denier tulle or thin broads, sew the gathered ruffles in the opposite direction to cre

Bonding line EA

Children's  size 8



Short Pannier 17.7in  
Base Body  
one sheets

Bonding line EB

Bonding line Bd

Bonding line EB

n to create volume

Seam allowance 1/2in.

Bonding line Cd

Bonding line Ce

Children's  size 8

Bonding line EC

Bonding line Ae



1



SITE <http://dr-cos.info/en> <http://dr-cos.com/fp>  
MAIL [info@dr-cos.com](mailto:info@dr-cos.com)  
Twitter <https://twitter.com/dr-cos>  
facebook <https://www.facebook.com/drcoscom>

Bonding line FA

# Children's



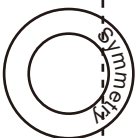

Grain Line



Bonding line Af



Bonding line Bf

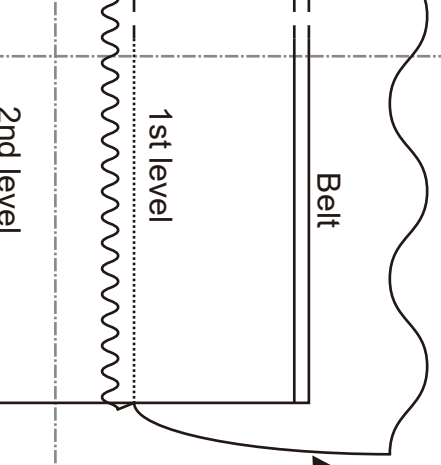


Short Pannier 17.7in  
Belt  
one sheets

Bonding line FA

Bonding line FB

Belt position



Thin fabrics face the opposite way

Belt

1st level

2nd level

Bonding line Be

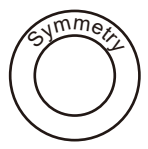
Bonding line FB



Seam allowance 1/2in.

Bonding line Ce

Bonding line Cf



Short Pannier 17.7in  
 gathered frills 4th level  
 two sheets

Bonding line FC

Bonding line GB

Bonding line Cf

**DRCOS**

E <http://dr-cos.info/en> <http://dr-cos.com/jp>  
IL [info@dr-cos.com](mailto:info@dr-cos.com)  
itter [https://twitter.com/drcos\\_com](https://twitter.com/drcos_com)  
ebook <https://www.facebook.com/drcoscom>

Seam allowance 1/2in.

Bonding line GC