

Home
Back to Sailor Collar Blouse page

← Grain Line →

Seam allowance 1/2in

DRCOS
SITE <http://dr-cos.info/en> <http://dr-cos.com/jp>
MAIL info@dr-cos.com
TWITTER https://twitter.com/@drcos_com
FACEBOOK <https://www.facebook.com/drcoscom>

Children's



Sailor Coll

← Grain Line →

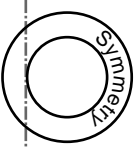
Bonding line Aa
one sheets

Bonding line AA

Children's 8

Sailor Collar Blouse

back body
one sheets



Bonding line Aa

Seam allowance 1/2in.

Sailor Collar Blouse facing two sheets / Fusible interlining two sheets

Seam allowance 1/2in.

Bonding line BA

Bonding line Ac

Success: <https://www.facebook.com/drcos>
Twitter: <https://twitter.com/drcos>
MAIL: info@drcos.com

DRCOS
SITE: <http://drcos.info/en>
MAIL: info@drcos.com
Twitter: <https://twitter.com/drcos>
facebook: <https://www.facebook.com/drcos.com>

DRCOS

SITE: <http://drcos.info/en>, <http://drcos.com/ip>
MAIL: info@drcos.com
Twitter: <https://twitter.com/drcos.com>
facebook: <https://www.facebook.com/drcos.com>

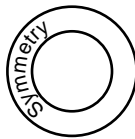


Grain Line

Sailor Collar Blouse

collar

two sheets
Fusible interlining
one sheet



Seam allowance 1/2in.

cut

Back

DRCOS


SITE: <http://drcos.info/en>, <http://drcos.com/ip>
MAIL: info@drcos.com
Twitter: <https://twitter.com/drcos.com>
facebook: <https://www.facebook.com/drcos.com>

Bonding line Ac

Bonding line CA

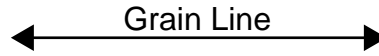
Bonding line Bb

Bonding line CA



Children's

Sailor Collar Blouse
 sleeve
 two sheets




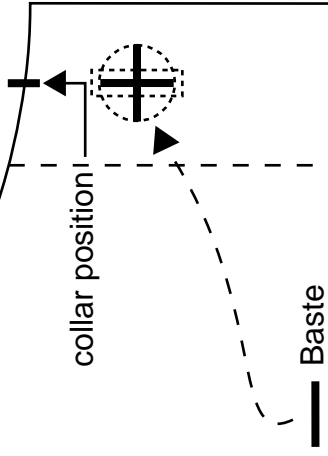
Front

Seam allowance 1/2in.

Bonding line CB

Bonding line Bc

Bonding line Ac



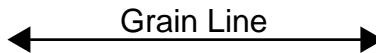
Children's

Sailor Collar in the Blouse

Sea

Bonding line DA

Sailor Collar Blouse
front body
two sheets



Seam allowance 1/2in.

Bonding line EA

Bonding line Ae