

Bonding line AA

Bonding line Aa

Bonding line Ba

Back

Bonding line AA

turn edge out

Ruffle Blouse
Chest ruffle (bottom)
Two sheets

Bonding line AB

gather

Seam allowance 1/2in.


turn edge out

Ruffle Blouse
Chest ruffle (top)
Two sheets

gather

Seam allowance 1/2in.


Bonding line AB



Bonding line Ca



Bonding line AC



)

House cuff bands two sheets

1/2in.



Bonding line AC

Bonding line AD



Bonding line AD

Symmetry

Grain Line

Ruffle Blouse
Collar
two sheets
Fusible Interlining
one sheets



Seam allowance 1/2in.

MEN'S
size

DPCOS

MAIL: info@dpcos.com | <http://dpcos.com>
T-shirt: info@dpcos.com | <http://dpcos.com>
Feedback: feedback@dpcos.com | <http://dpcos.com/feedback>

Bonding line Ea

Seam allowance 1/2in.

Cuff band position

Bonding line Aa

Bonding line Ab



Bonding line BA

Bonding line BA

Ruffle Blouse
Sleeve
two sheets



Bonding line Ba


Bonding line Bb

Bonding line BB

Bonding line BB

Bonding line Ca

Bonding line Cb



owance 1/2in.

Bonding line BC

Bonding line BC

Bonding line Da

Bonding line Db

in line



Bonding line BD

Bonding line Ab

Bonding line Ac

Bonding line CA

Bonding line CA

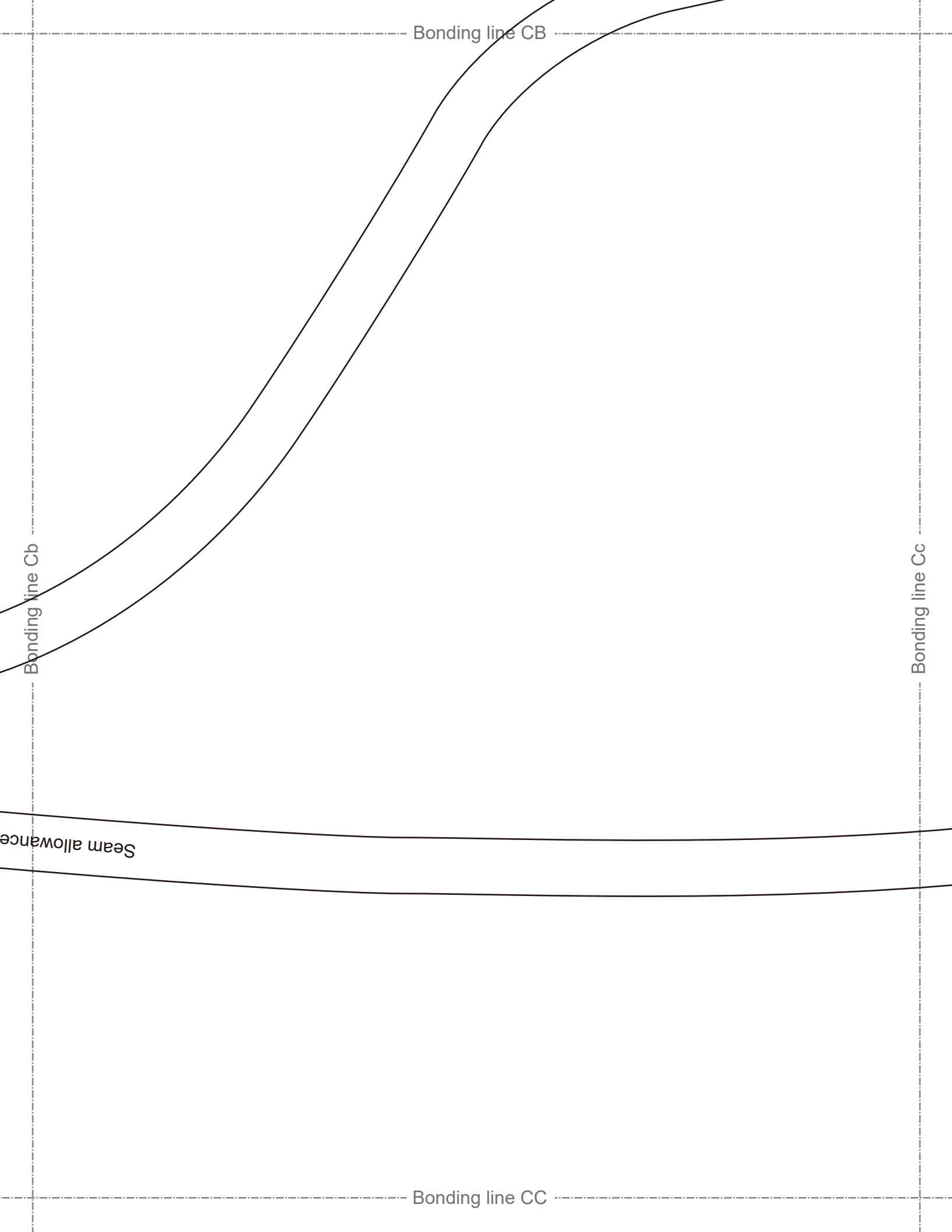
Bonding line Bb



Bonding line Bc

Front

Bonding line CB



Bonding line CB

Bonding line Cb

Bonding line Cc

Seam allowance

Bonding line CC

Bonding line CC



Ruffle Blouse
Front Body
Two sheets

Bonding line Dc

ruffle tucking position

Fold line

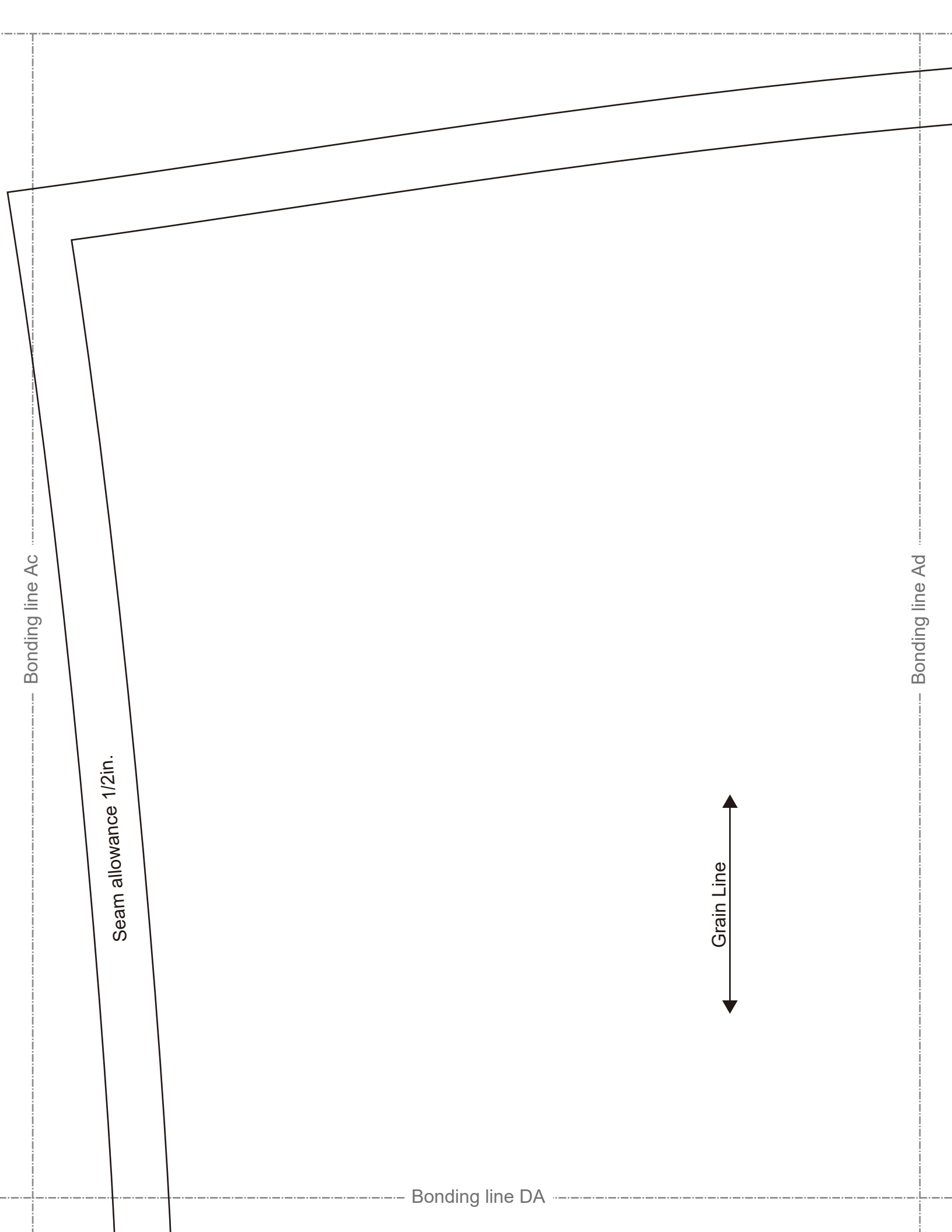
Fold line



Bonding line CD

Bonding line Db

Grain Line →



Bonding line DA

Bonding line Bc



Bonding line DB

Ruffle Blouse
Back Body
one sheets




Bonding line Bc

Bonding line DB

Bonding line Cc

Bonding line Cd



Bonding line DC

Bonding line DC

Bonding line Dc

Bonding line Dd

Ruffle tube



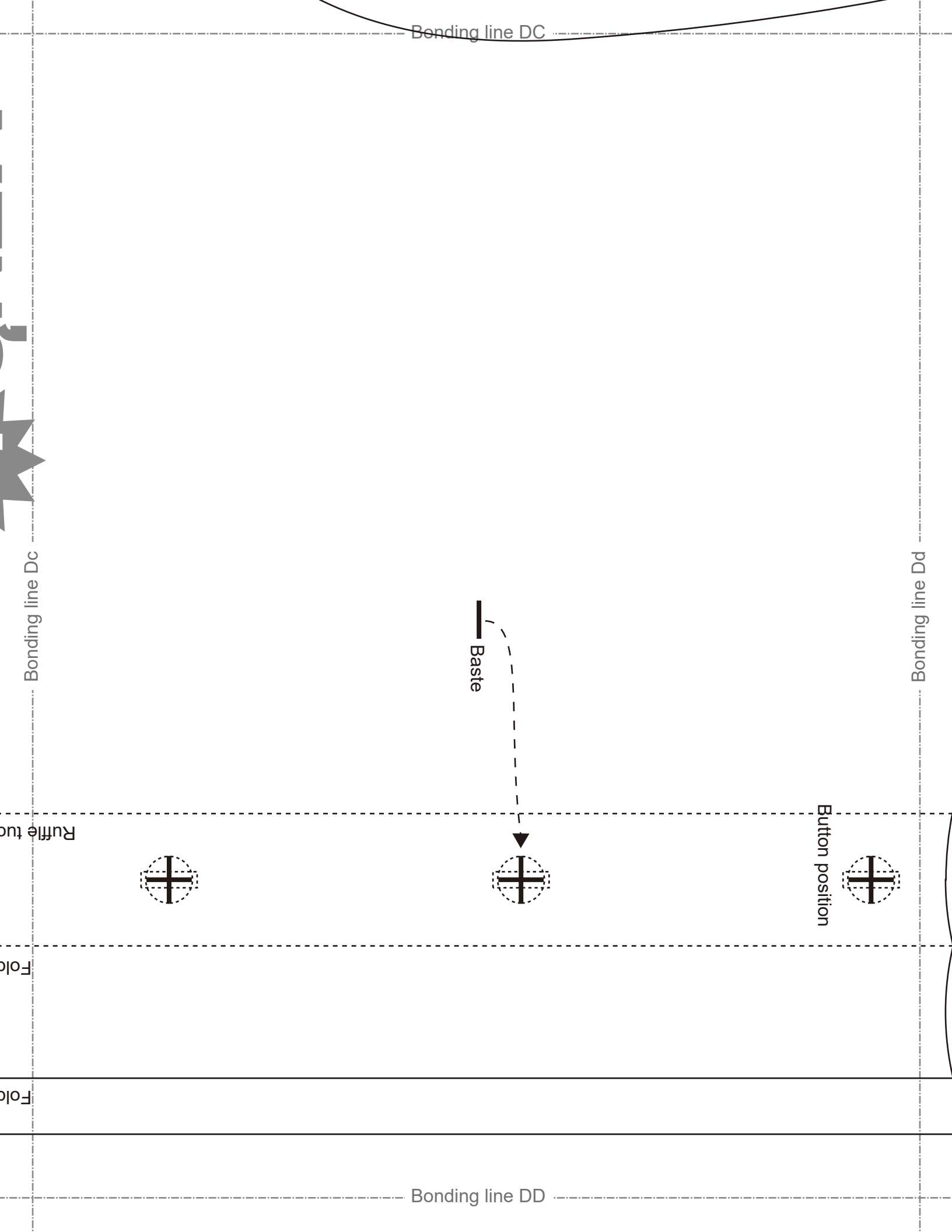
Button position

Fold

Fold

Bonding line DD

Baste



Bonding line Ad

Bonding line EA

MEN'S

Grain Line


Bonding line Ae

Bonding line Be

Seam allowance 1/2in.

gather

Ruffle Blous
Cuffs frill
two sheets



3fold double turn



Bonding line EA

Bonding line EB

Bonding line Bd

M



House
frill
sheets



SITE <http://drcos.info/en> | <http://drcos.com/lp>
MAIL info@drcos.com
Twitter https://twitter.com/drcos_com
facebook <https://www.facebook.com/drooscom>



Bonding line EB

Bonding line Ce

Bonding line Cd

Bonding line EC



S
M
T
te

Bonding line EC

Bonding line De

Button position



Collar position



MEN'S

size

Seam allowance 1/2in.



Ruffle Blouse
Neck Band
two sheets
Fusible interlining
one sheets

DRCOS

SITE <http://dr-cos.info/en> <http://dr-cos.com/jp>
MAIL info@dr-cos.com
Twitter <https://twitter.com/dr-cos>
facebook <https://www.facebook.com/dr-cos.com>

Symmetry

Grain Line



Bonding line ED

Bonding line Dd

DRCOS

SITE <http://dr-cos.info/en> <http://dr-cos.com/jp>
MAIL info@dr-cos.com
Twitter <https://twitter.com/dr-cos>
facebook <https://www.facebook.com/dr-cos.com>