

DRCOS

SITE <http://dr-cos.info/en> <http://dr-cos.com/jp>
MAIL info@dr-cos.com
Twitter https://twitter.com/dr-cos_com
facebook <https://www.facebook.com/drcoscom>



DRCOS

SITE <http://dr-cos.info/en> <http://dr-cos.com/jp>
MAIL info@dr-cos.com
Twitter https://twitter.com/dr-cos_com
facebook <https://www.facebook.com/drcoscom>



Bonding line AA

Bonding line Aa

LADIES' ^{size} M

Bonding line AA

Ruffle Blouse
Chest ruffle (top)
Two sheet: ^{size} M

Bonding line AB



Bonding line Ba

Ruffle Blouse
Chest ruffle (bottom)
Two sheets

3fold double turn

gather

Seam allowance 1/2in.

3fold double turn

gather

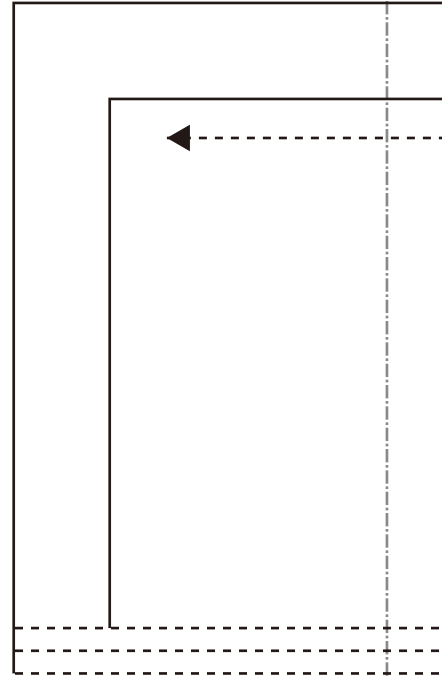
Seam allowance 1/2in.

Bonding line AB

Bonding line AC

Bonding line Ca

C



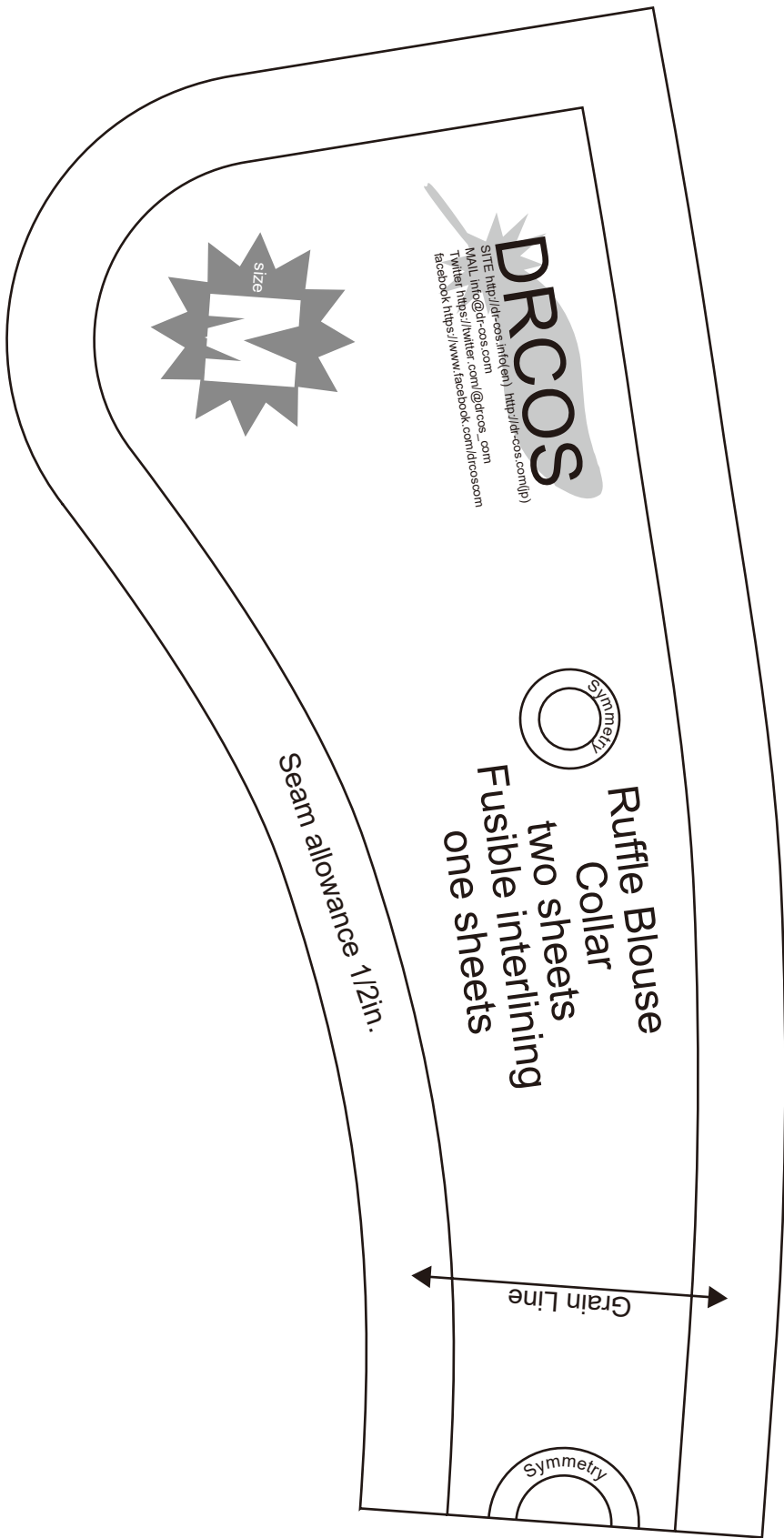
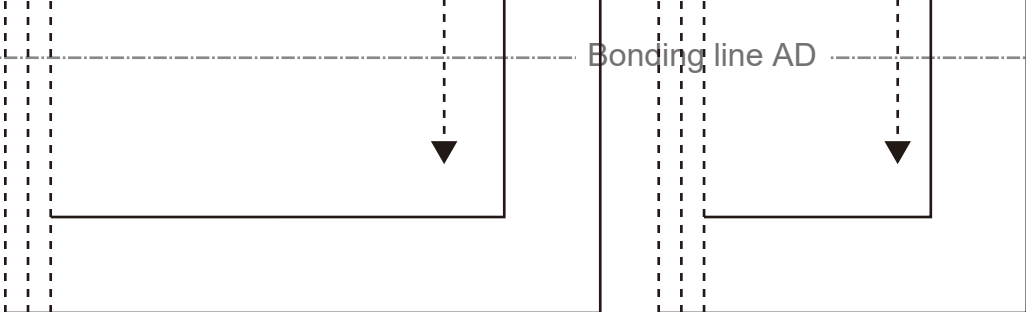
Bonding line AC

Bonding line AD

Bonding line Da



Bonding line AD



DRCOS
 SITE: <http://dr-cos.info/en/> <http://dr-cos.com/>
 MAIL: info@dr-cos.com
 Twitter: <https://twitter.com/dr-cos>
 facebook: <https://www.facebook.com/drcoscom>

Bonding line Ea

The logo for DRCOS features the company name in a bold, sans-serif font. To the left of the text is a stylized graphic of a bird or a wing, composed of several overlapping, semi-transparent shapes in shades of grey and white, creating a sense of motion or flight.

DRCOS

SITE <http://dr-cos.info/en> <http://dr-cos.com/jp>
MAIL info@dr-cos.com
Twitter https://twitter.com/@drcos_com
facebook <https://www.facebook.com/drcoscom>


Bonding line Aa

Bonding line Ab

Bonding line BA

Bonding line BA

LADIES' size M



Ruffle Blouse
Back Body
one sheets



Bonding line Ba

Bonding line Bb

Seam allowance 1/2in.

Bonding line BB

Bonding line BB

Bonding line Ca


Bonding line Cb

Grain Line

LADIES' size

Bonding line BC

Bonding line Ab



Seam allowance 1/2in.

Ruffle Blouse cuff bands two she

Grain Line

size

Bonding line CA

DRCOS

SITE [http://dr-cos.info\(en\)](http://dr-cos.info(en)) <http://dr-cos.co>
 MAIL info@dr-cos.com
 Twitter https://twitter.com/drcos_com
 facebook <https://www.facebook.com/drcos>

Bonding line Ac

LADY

LADI

Ruf
Fro
Tw

Bonding line CA

o sheets



Seam allowance 1/2in.

Bonding line CB

Bonding line Bb

Seam allowance 1/2in.

Bonding line Bc


Bonding line CB

Bonding line Cb

Bonding line Cc

Seam allowance 1/2in.

gather



Ruffle Blo
Cuffs fr
two shee

3fold double turn

Bonding line CC

DR COS

http://dr-cos.com(jp)

@drcos.com

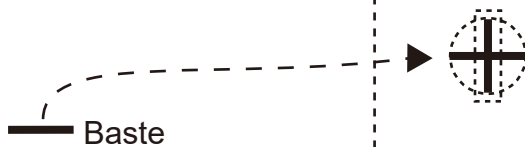
ebook.com/drcoscom

Bonding line Ac

Bonding line Ad



Button position

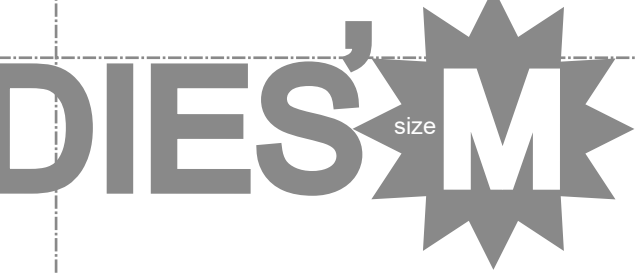


Baste

Bonding line DA



DIE'S



Bonding line DA

Ruffle Blouse Front Body Two sheets

Bonding line Bc



Ruffle tucking position

Fold line

Fold line

Bonding line Bd

Bonding line DB



Bonding line DB

Bonding line Cc

Bonding line Cd

Blouse
frills
sheets



DRCOS
 SITE [http://dr-cos.info\(en\)](http://dr-cos.info(en)) [http://dr-cos.com\(jp\)](http://dr-cos.com(jp))
 MAIL info@dr-cos.com
 Twitter [@drcos_com](https://twitter.com/@drcos_com)
 facebook <https://www.facebook.com/drcoscom>

Bonding line DC

DRO

SITE <http://dr-ops.info/en>
MAIL info@dr-ops.com
Twitter <https://twitter.com>
facebook <https://www.facebook.com>

Front

Bonding line Ad

Bonding line Ae

Bonding line EA

Bonding line EA

LADIE

Ruffle B
Sleeve
two sh

Bonding line Bd

Bonding line Be

Bonding line EB



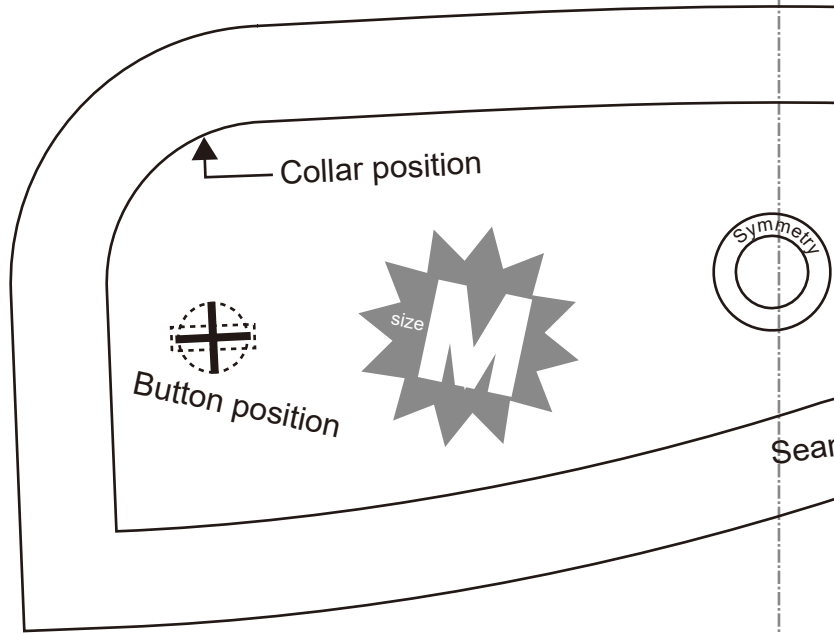
Bonding line EB

Bonding line Cd

Cuff band p

Seam allowa

Bonding line C



Bonding line EC

DRCOS


[http://dr-cos.info\(en\)](http://dr-cos.info(en)) [http://dr-cos.com\(jp\)](http://dr-cos.com(jp))
info@dr-cos.com
https://twitter.com/drcos_com
ok <https://www.facebook.com/drcoscom>

Bonding line Ae

Back

Bonding line FA

Bonding line FA



le Blouse
Sleeve
o sheets

Bonding line Be



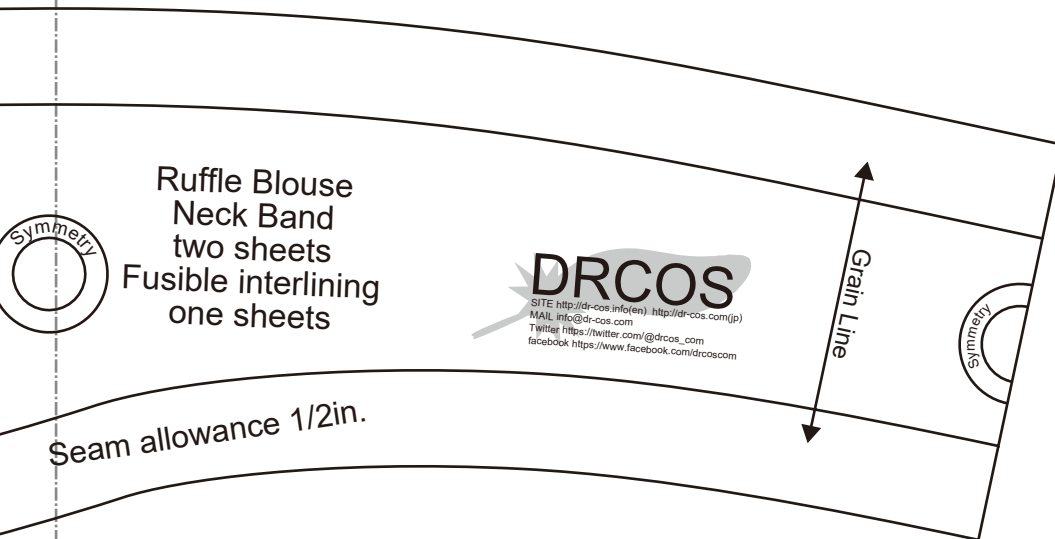
Bonding line FB

Bonding line FB

off band position

in allowance 1/2in.

Bonding line C



Bonding line FC