

DRCOS

SITE <http://dr-cos.info/en> <http://dr-cos.com/jp>
MAIL info@dr-cos.com
Twitter https://twitter.com/drcos_com
facebook <https://www.facebook.com/drcos.com>



DRCOS

SITE <http://dr-cos.info/en> <http://dr-cos.com/jp>
MAIL info@dr-cos.com
Twitter https://twitter.com/drcos_com
facebook <https://www.facebook.com/drcos.com>



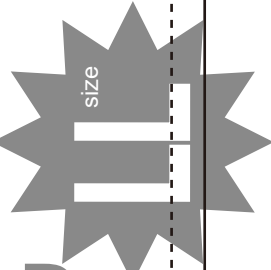
Bonding line AA

Bonding line Aa

LADIES'  size

Bonding line AA

Ruffle Blouse
Chest ruffle (top)
Two sheets

LADIES'  size

Bonding line AB

Back

Bonding line Ba

Ruffle Blouse
Chest ruffle (bottom)
Two sheets

3fold double turn

gather

Seam allowance 1/2in.

Bonding line AC

3fold double turn

gather

Seam allowance 1/2in.

Bonding line AB

Bonding line Ca

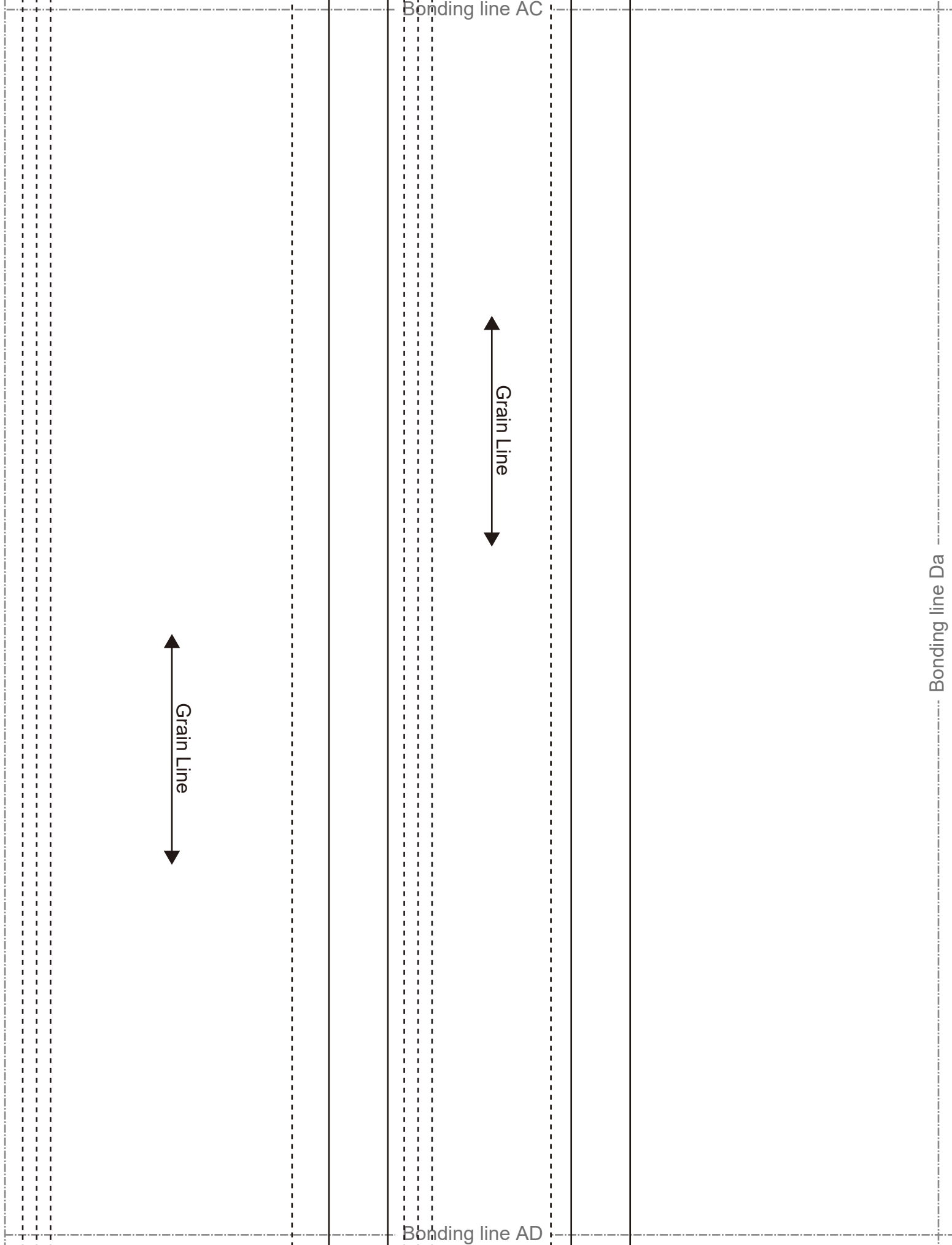
Bonding line AC

Bonding line AD

Bonding line Da

Grain Line

Grain Line



Bonding line AD



Bonding line Ea

Seam allowance 1/2in.

Cuff band position

Bonding line Aa

Bonding line Ab



Bonding line BA

Bonding line BA

Bonding line Ba



Bonding line Bb

Ruffle Blouse
Sleeve
two sheets

Bonding line BB

Bonding line BB

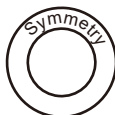
Bonding line Ca

Bonding line Cb


DRCOS
 SITE [http://dr-cos.info\(en\)](http://dr-cos.info(en)) [http://dr-cos.com\(jp\)](http://dr-cos.com(jp))
 MAIL info@dr-cos.com
 Twitter https://twitter.com/drcos_com
 facebook <https://www.facebook.com/drcoscom>

DRCOS

SITE [http://dr-cos.info\(en\)](http://dr-cos.info(en)) [http://dr-cos.com\(jp\)](http://dr-cos.com(jp))
 MAIL info@dr-cos.com
 Twitter https://twitter.com/drcos_com
 facebook <https://www.facebook.com/drcoscom>



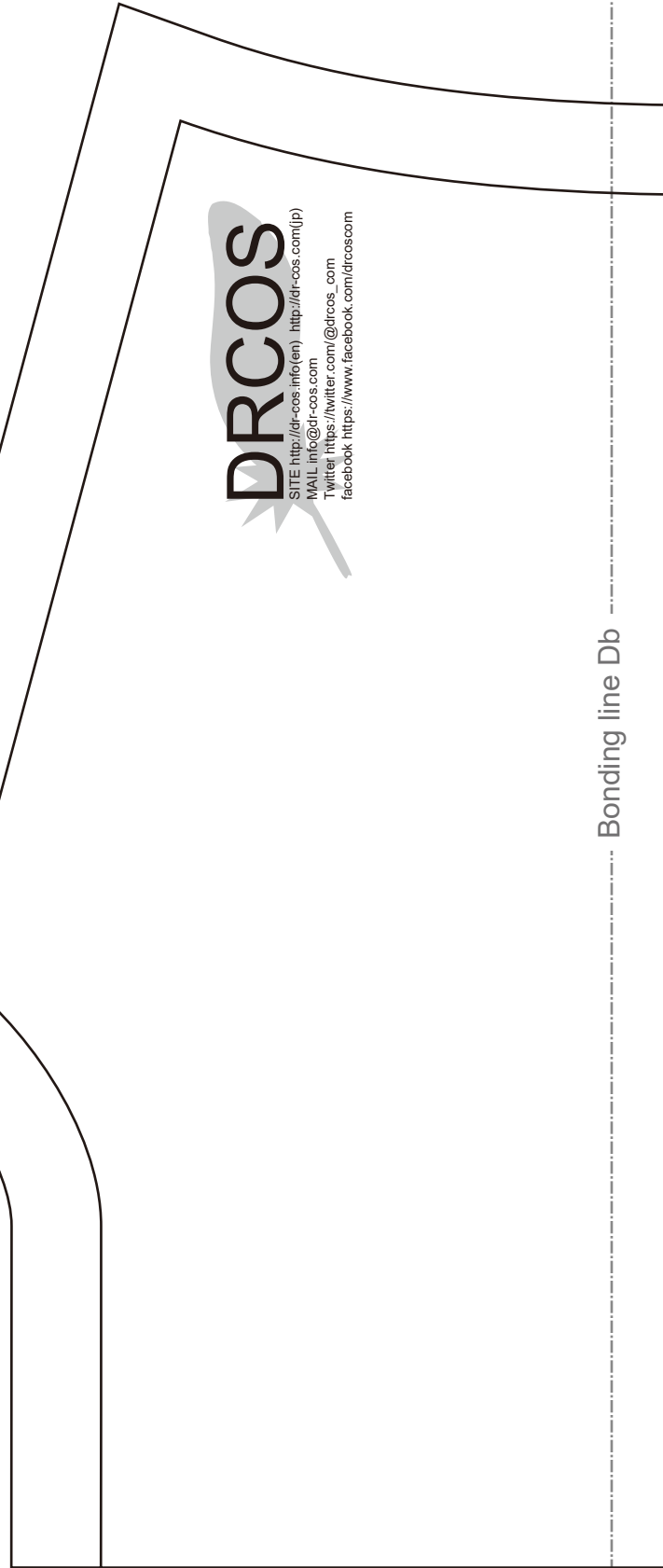
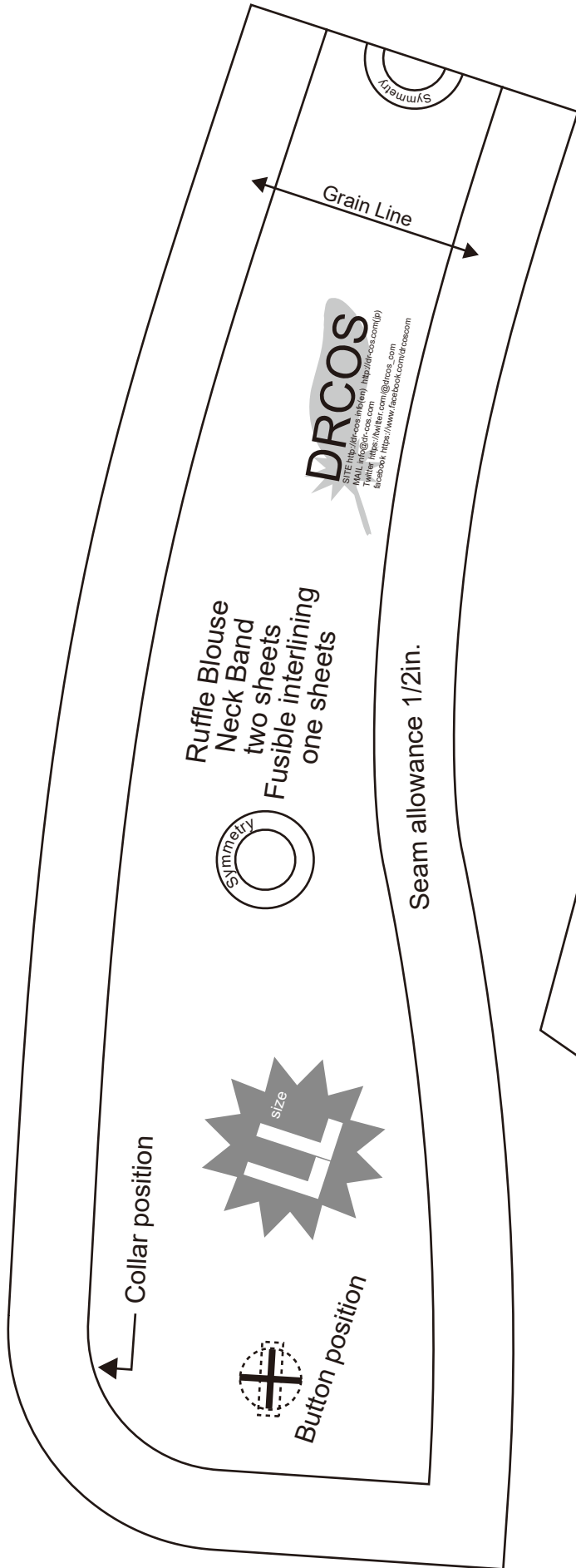
Ruffle Blouse
 Collar
 two sheets
 Fusible interlining
 one sheets



Seam allowance 1/2in.

Grain Line


Bonding line BC



Bonding line Ab

Bonding line Ac

Bonding line CA



Bonding line CA

Bonding line Bb

Bonding line Bc

Front

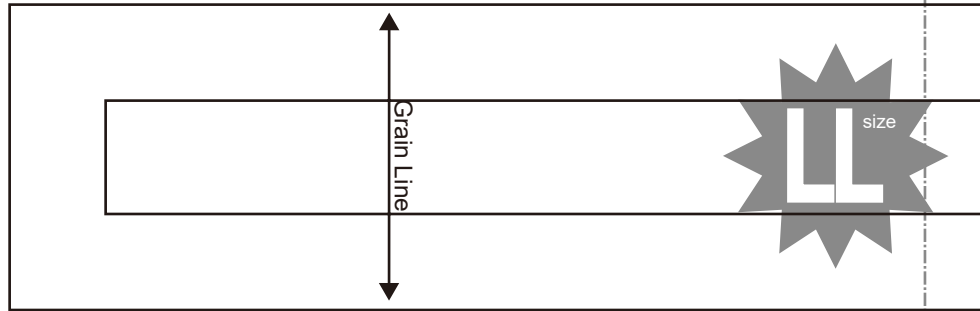
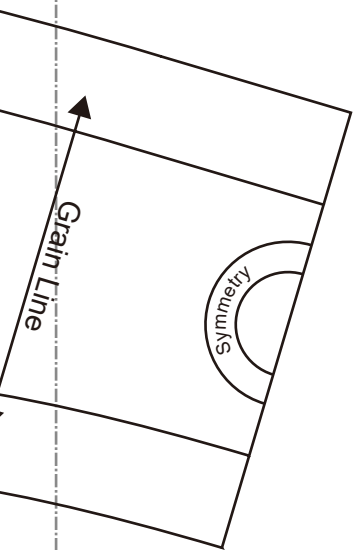
Seam allowance 1/2in.

Bonding line CB

Bonding line CB

Bonding line Cb

Bonding line Cc



Bonding line CC

Bonding line CC

Bonding line Db

LADIES'SIT
size

Bonding line Dc

Bonding line CD

Bonding line Ac

Bonding line Ad

DRCOS

SITE <http://dr-cos.info/en> <http://dr-cos.com/jp>

MAIL info@dr-cos.com

Twitter https://twitter.com/drcos_com

facebook <https://www.facebook.com/drcoscom>

Baste

Bonding line DA

Bonding line DA

LADIES'  size LL

Ruffle Blouse
Front Body
Two sheets

Bonding line Bc

Bonding line Bd



Grain Line

Bonding line DB

Bonding line DB

Bonding line Cc

Bonding line Cd

Ruffle Blouse cuff bands two sheets

Seam allowance 1/2in.

Seam allowance 1/2in.

Bonding line DC

Bonding line DC

Bonding line Dc

Ruffle Blouse
Back Body
one sheets



Grain Line



Bonding line Dd

Bonding line DD

aste

Bonding line Ad

Button position



Bonding line EA

file Blouse
uffs frill
o sheets

DRCOS

SITE <http://dr-cos.info/en> <http://dr-cos.com/p>
MAIL info@dr-cos.com
Twitter <https://twitter.com/dr-cos>
facebook <https://www.facebook.com/dr-cos.com>

Bonding line Ae

Bonding line Bd



Ruffle tucking position

Fold line


Bonding line EB

Fold line

Bonding line EA

Seam allowance 1/2in.

gather



Ruffle B
Cuffs
two sh


3fold double turn

Bonding line Be

Bonding line EB

LAD

Grain Line



Bonding line Cd

Bonding line Ce

DRCOS

SITE <http://dr-cos.info/en> <http://dr-cos.com/jp>
MAIL info@dr-cos.com
Twitter <https://twitter.com/dr-cos>
facebook <https://www.facebook.com/drcoscom>

2in.

Bonding line EC

