

**Napoleon Jacket
Sleeve**
two sheets



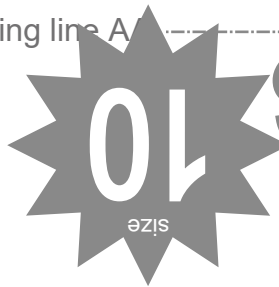
Seam allowance 1/2in.

Bonding line Aa

Bonding line Aa



Bonding line A



Children's

Back

Bonding line Ba

DRCOS
SITE <http://drcos.info/en> [http://drcos.com\(fp\)](http://drcos.com(fp))
MAIL info@drcos.com
Twitter https://twitter.com/drcos_com
facebook <https://www.facebook.com/drcoscom>

Bonding line AB

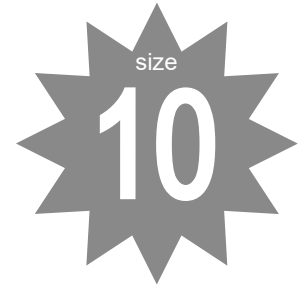
Seam allowance

Seam allowance

Bonding line AB

Grain Line

Serging



Napoleon Jacket
collar stand
two sheets
fusible interlining
one sheets

RCOS
http://dr-cos.com (p)
http://dr-cos.com
http://www.facebook.com/drcoscom

Bonding line Ca
allowance 1/2in.

cut

Napoleon Jacket
Collar
two sheets
fusible interlining
one sheets

RCOS
http://dr-cos.com (p)
http://dr-cos.com
http://www.facebook.com/drcoscom

allowance 1/2in.

Bonding line AC

Bonding line Aa

Bonding line BA

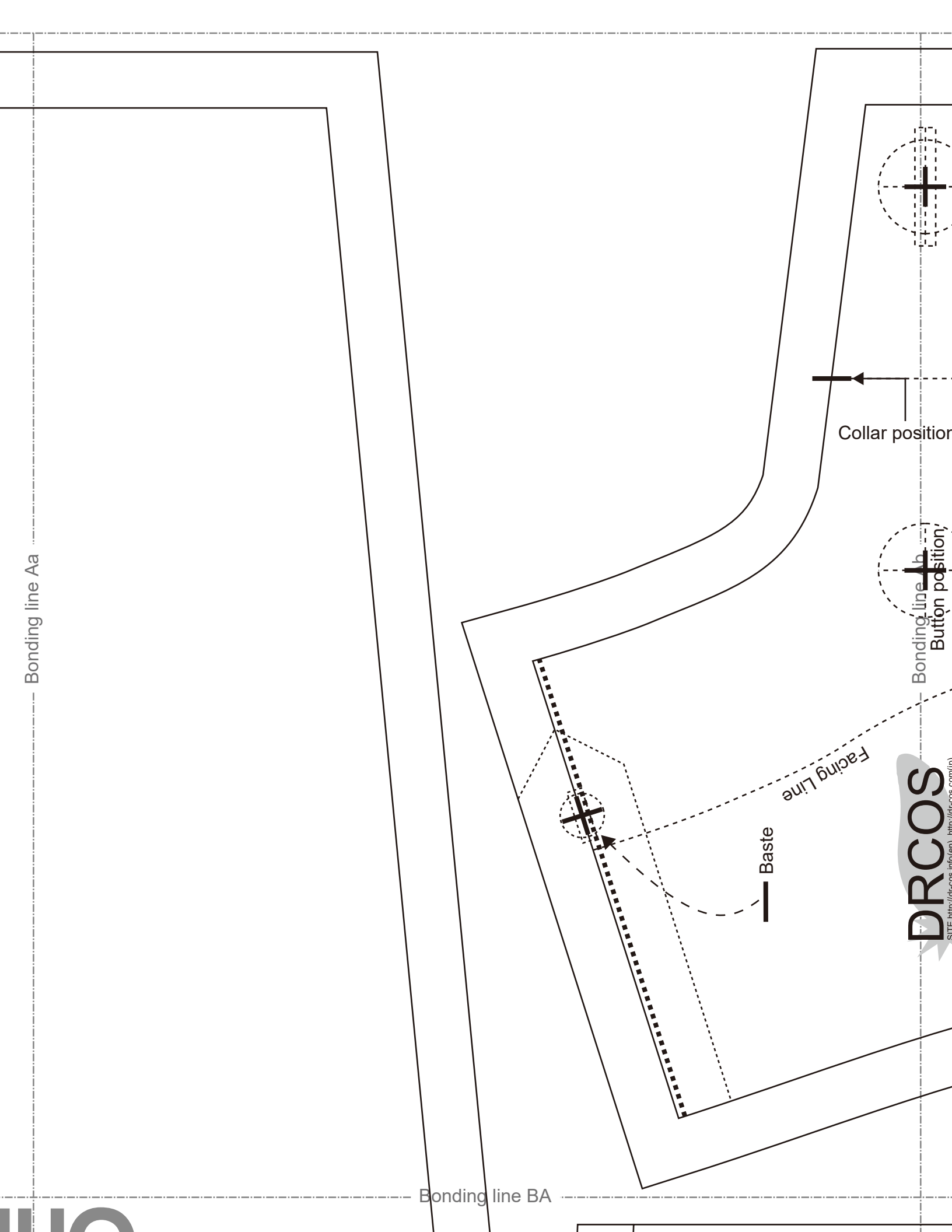
Collar position

Bonding line Ab
Button position

Facing Line

Baste

DRCOS
SITE <http://drc-os.info/en/> <http://drc-os.com/fr/>



CHI

Bonding line BA

Bonding line Ba

front

Seam allowance 1/2in.

Bonding line Bb

Seam allowance 1/2in.

Stitching after sewing together

allowance 1/2in.

Bonding line BB

SS

allowance 1/2in.

Bonding line BB

Napoleon Jacket
Back body facing
one sheets
Fusible interlining
one sheets

DRCOS
SITE <http://dr-cos.info/en> | <http://dr-cos.com/jp>
MAIL info@dr-cos.com
Twitter <https://twitter.com/dr-cos>
facebook <https://www.facebook.com/dr-cos.com>

Grain Line



Stitching after sewing together

DRCOS
SITE <http://dr-cos.info/en> | <http://dr-cos.com/jp>
MAIL info@dr-cos.com
Twitter <https://twitter.com/dr-cos>
facebook <https://www.facebook.com/dr-cos.com>

Seam allowance

Bonding line Ca

cut

Grain Line



Stitching after sewing together

DRCOS
SITE <http://dr-cos.info/en> | <http://dr-cos.com/jp>
MAIL info@dr-cos.com
Twitter <https://twitter.com/dr-cos>
facebook <https://www.facebook.com/dr-cos.com>

Seam allowance

Bonding line BC

Bonding line Cb

DRCOS

SITE <http://drc-os.info/en> <http://drc-os.com/fr>
MAIL info@drc-os.com
Twitter https://twitter.com/drcos_com
facebook <https://www.facebook.com/drcoscom>

Dummy buttons and buttonholes on the right side of the front

Left side of the front is button only.

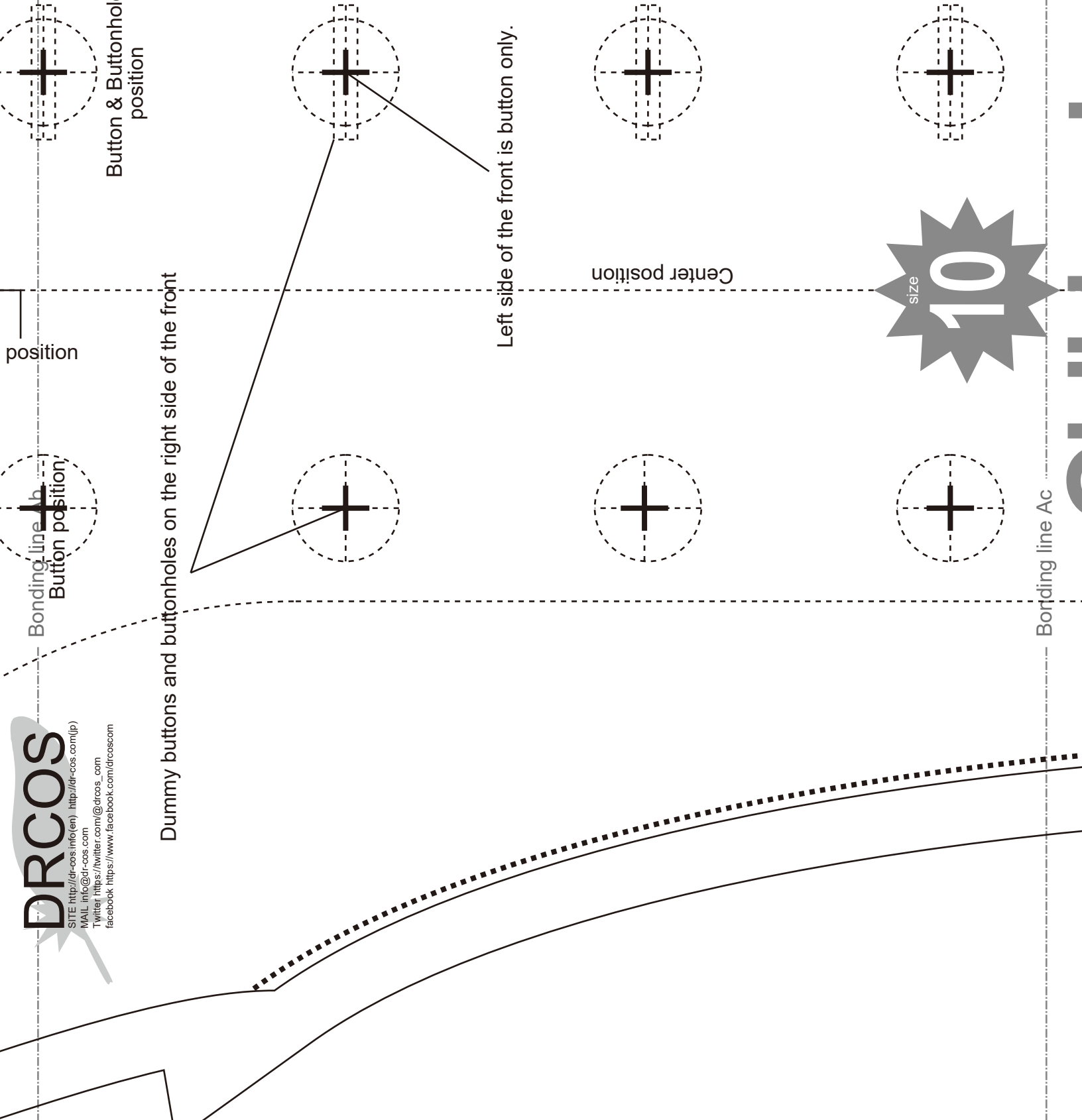
Center position

size

10

Bording line Ac

Bonding line CA



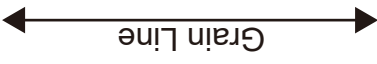
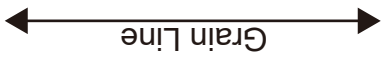
position

Bonding line Ac
Button position

Button & Buttonhole
position

Children's

Napoleon Jacket
Front body facing
two sheets
Fusible interlining
two sheets



ng together

Bonding line CA

Bonding line Bb

Bonding line Bc

Bonding line CB

Bonding line CB

Bonding line Cb

Bonding line Cc



Bonding line CC

Boriding line Ac

Children's

Napoleon Jacket Front body two sheets



Stitching after sewing together

Bonding line DA

Boriding line Ad

Bonding line Bd

DRCOS
 SITE <http://dr-cos.info/en/> <http://dr-cos.com/fr/>
 MAIL info@dr-cos.com
 Twitter https://twitter.com/dr-cos_com
 facebook <https://www.facebook.com/drcoscom>

Serging

Bonding line DA

Bonding line Bc



Children's

Facing Line


Bonding line DB

SITE
 MAIL
 Twitter
 facebook

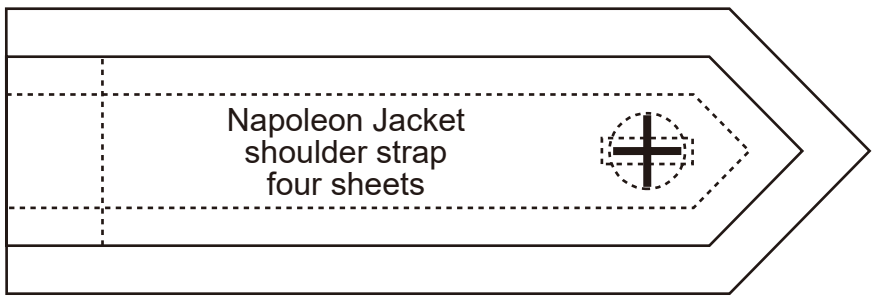


Children's

Napoleon Jacket
Back body
one sheets



DRCOS
SITE: <http://dl-cos.info/en> <http://dl-cos.com/fr>
MAIL: info@dl-cos.com
Twitter: https://twitter.com/drcos_com
facebook: <https://www.facebook.com/drcoscom>



Bonding line Ad

Seam allowance 1/2in.

DRCOS

SITE [http://dr-cos.info\(en\)](http://dr-cos.info(en)) [http://dr-cos.com\(jp\)](http://dr-cos.com(jp))
MAIL info@dr-cos.com
Twitter https://twitter.com/@drcos_com
facebook <https://www.facebook.com/drcoscom>

size

10

Children's

Napoleon Jacket
Front body Side
two sheets

Bonding line EA

Bonding line Ae

Bonding line EA

Stitching after sewing together



Grain Line

Stitching after sewing together

Seam allowance 1/2in.

Bonding line Bd

Bonding line Be

DRCOS

SITE [http://dr-cos.info\(en\)](http://dr-cos.info(en)) [http://dr-cos.com\(jp\)](http://dr-cos.com(jp))
MAIL info@dr-cos.com
Twitter https://twitter.com/@drcos_com
facebook <https://www.facebook.com/drcoscom>

Bonding size 2

10

Bonding size 2



10

Children's

Napoleon Jacket Back body Side two sheets

Bonding line Cd

Bonding line Ce

Stitching after sewing together

Stitching after sewing together



Grain Line

Seam allowance 1/2in.

Bonding line EC