



DRCOS
SITE [http://dr-cos.info\(en\)](http://dr-cos.info(en)) [http://dr-cos.com\(jp\)](http://dr-cos.com(jp))
MAIL info@dr-cos.com
Twitter https://twitter.com/@drcos_com
facebook <https://www.facebook.com/drcoscom>

Bonding line Aa

gathered frills 1st level

Bonding line AA

Bonding line AA

Grain Line



gathered frills 2nd level

gathered frills 3rd level

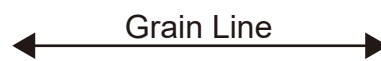
Bonding line AB

Bonding line Ba

Bonding line AB

gathered frills 4th level

Bonding line Ca



Bonding line AC

Bonding line AC

Bonding line Da



Bonding line AD

Bonding line AD

Bonding line Ea



Bonding line AE

Bonding line AE

Bonding line Fa

Bonding line AF

Bonding line AF



Grain Line

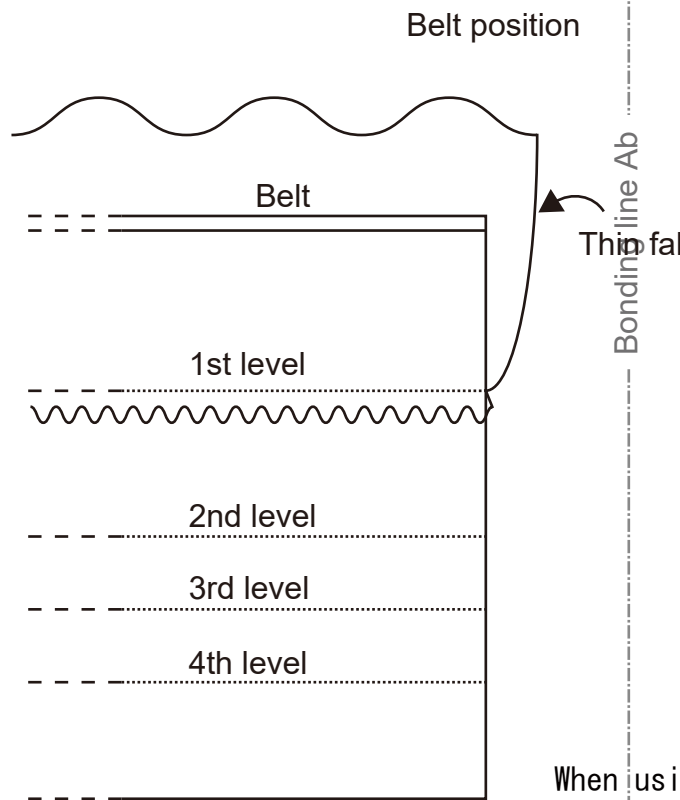


Bonding line Ga

Bonding line AG

LADIES' size F

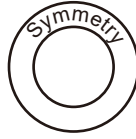
Bonding line Aa



Bonding line BA

Bonding line BA

Short Pannier 23.6in
Base Body
one sheets



Bonding line Ba

Bonding line Bb

Bonding line BB

Bonding line BB

Bonding line Ca

Bonding line Cb

LADIES'  size F

Bonding line BC

LADIES' 

Bonding line BC

Bonding line Da

Bonding line Db

LADIES'  size F

Bonding line BD

Bonding line BD

Bonding line Ea

Bonding line Eb

LADIES'  F

Bonding line BE

Bonding line BE

Bonding line Fa

Bonding line Fb

Bonding line BF

Bonding line BF

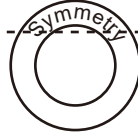
LADIES'  size F

Bonding line Ga

Bonding line Gb

Bonding line BG

Short Pannier 23.6in
Belt



one sheets

Bonding line Ab

Bonding line Ac

These fabrics face the opposite way

When using 15–30 denier tulle or thin broads, sew the gathered ruffles in the opposite direction to create

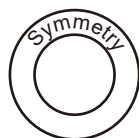
Bonding line CA

LADIES'  F

Bonding line CB

Bonding line Cb

Bonding line Cc



**Short Pannier 23.6in
gathered frills 4th level
two sheets**

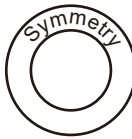
Bonding line CC

Bonding line CC

two sheets

Bonding line Db

Bonding line Dc



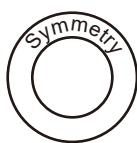
Short Pannier 23.6in
gathered frills 3rd level
two sheets

Bonding line CD

Bonding line CD

Bonding line Eb

Bonding line Ec



**Short Pannier 23.6in
gathered frills 2nd level
two sheets**

Bonding line CE

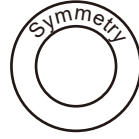
Bonding line CE

Bonding line Fb

Bonding line Fc

Bonding line CF

Bonding line CF



Short Pannier 23.6
gathered frills 1st le
two sheets

Bonding line Gb

Bonding line Gc

Bonding line CG

DRCOS

SITE [http://dr-cos.info\(en\)](http://dr-cos.info(en)) [http://dr-cos.com\(jp\)](http://dr-cos.com(jp))

MAIL info@dr-cos.com

Twitter https://twitter.com/@drcos_com

facebook <https://www.facebook.com/drcoscom>

Seam allowance 1/2in.

Bonding line Ac

Bonding line Ad

Bonding line DA

to create volume

Bonding line DA

Bonding line Bc

Seam allowance 1/2in.

Bonding line Bd

Bonding line DB

Bonding line DB

Bonding line Cc

Bonding line Cd



Bonding line DC

Seam allowance 1/2in.

Bonding line DC

Seam al



Bonding line Dc

n
vel

Seam allowance 1/2in.

Bonding line Dd

Bonding line DD

Bonding line DD



Bonding line Ec

Seam allowance 1/2in.

Bonding line Ed

Bonding line DE

Bonding line DE

Bonding line Fc

Bonding line Fd



Bonding line DF

Bonding line DF

23.6in
st level
CS

Bonding line Gc

Seam allowance 1/2in.

Bonding line Gd

Bonding line DG