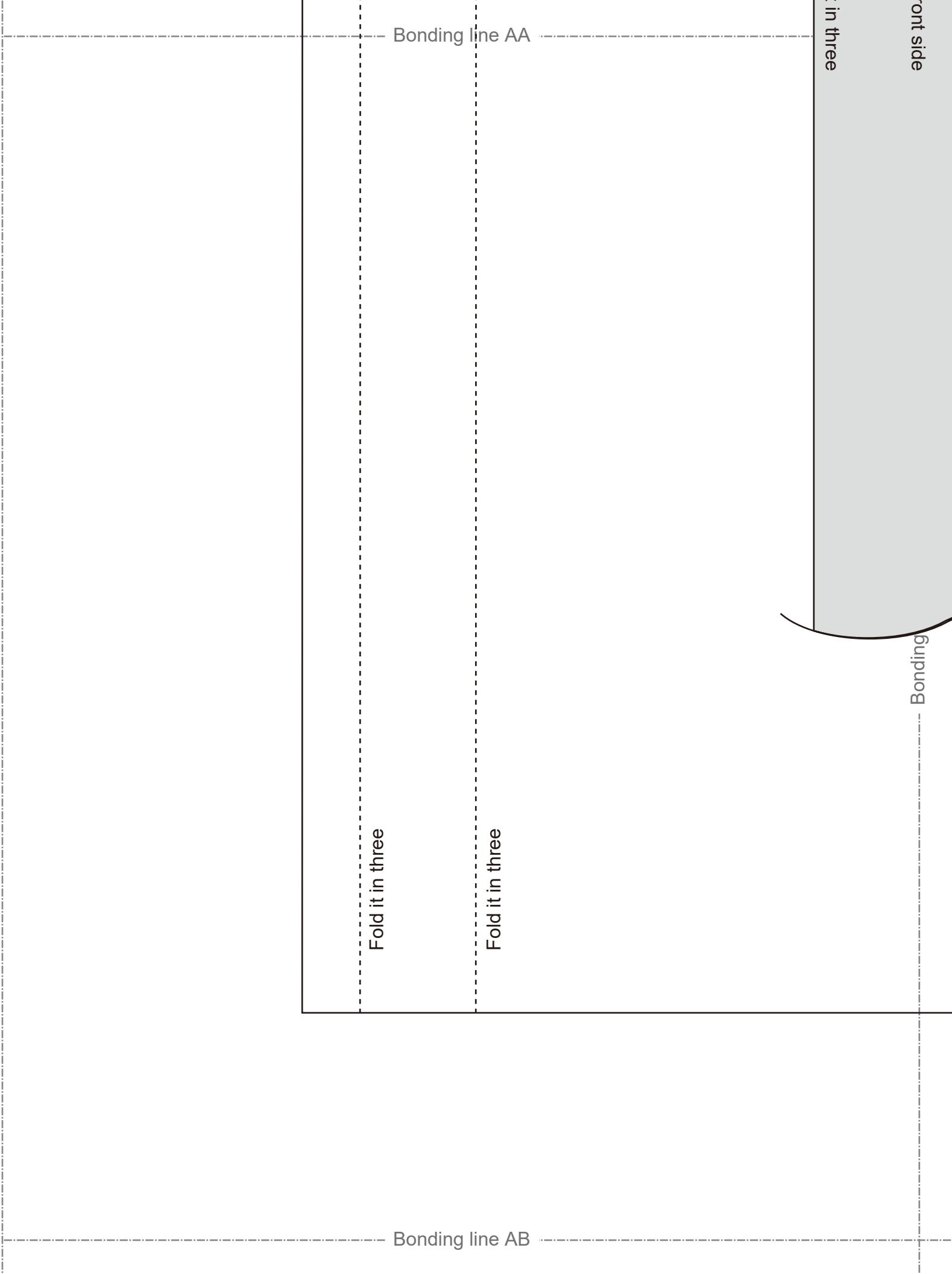


Bonding line AA

Fold it in three

Frill front side



Frill front side

gather

Sewing line position

First gather

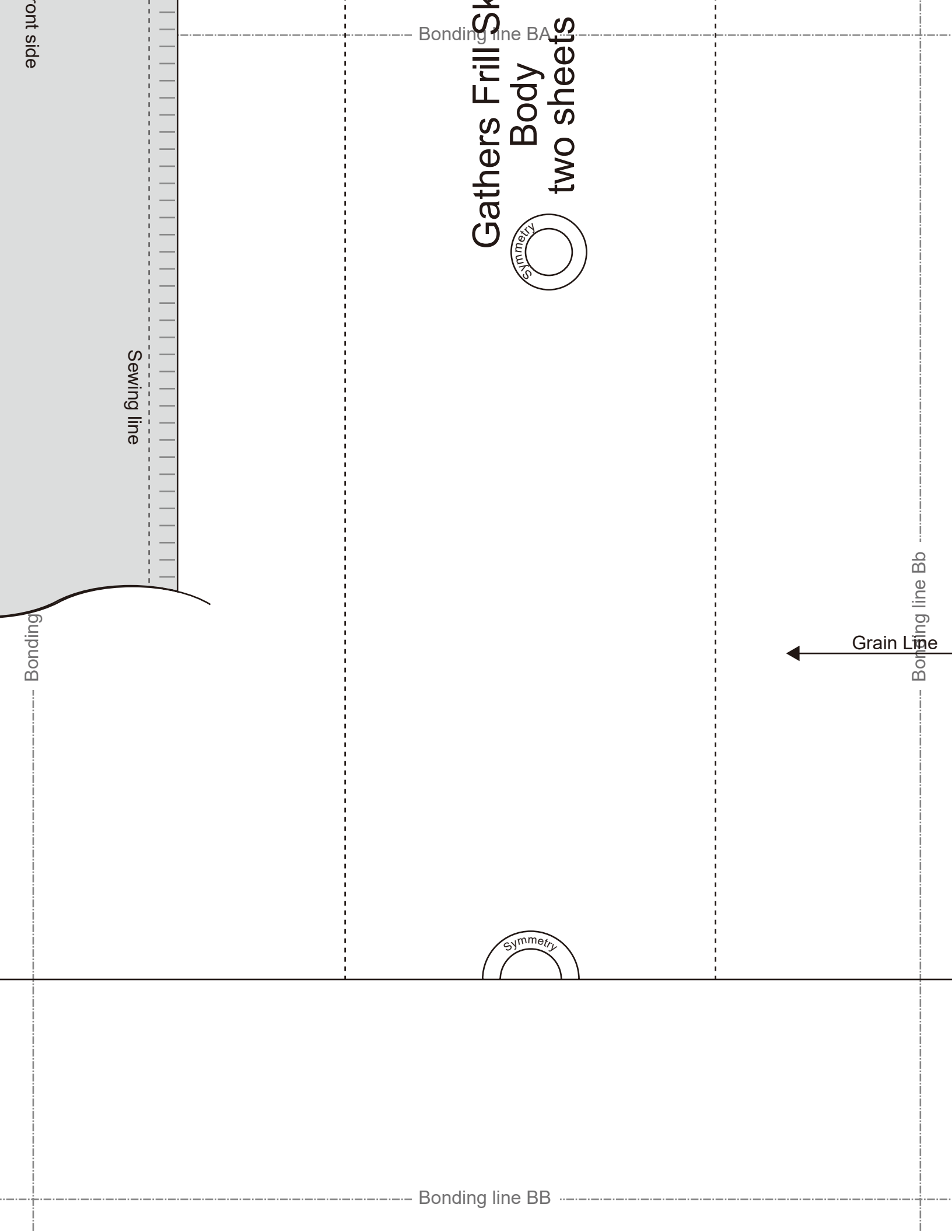
Second gather

Bonding line BA

Bonding line Ab

Frill Skirt
/ ets

MEN'S **F**
size



Front side

Sewing line

Bonding

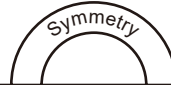
Bonding line BA

Bonding line BB

Bonding line Bb

Grain Line

Gathers Frill Skirt
Body
two sheets



MENS T

size

Bonding line Ab

Third gather

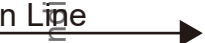
Fourth gather

Bonding line CA

ance 1/2in.

Bonding line Ac

Bonding line Bb



Bonding line CA

Seam allowance 1/2



DRCOS

SITE <http://dr-cos.info/en> <http://dr-cos.com/jp>
MAIL info@dr-cos.com
Twitter [@drcos_com](https://twitter.com/@drcos_com)
facebook <https://www.facebook.com/drcoscom>

Bonding line CB

Bonding line Bc

gather

wing line

Bonding line DA

MEN'S **F**

size



three

Bonding line Bc

gather

Sewing line

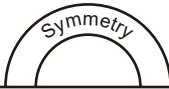
Bonding line DA

Fold it in three

Gathers Frill Skirt Frill sixteen sheets



Grain Line



Bonding line DB

Bonding line Bd