

DRCOS

SITE <https://dr-cos.info/en> <https://dr-cos.com/jp>
MAIL info@dr-cos.com
Twitter https://twitter.com/drcoos_com
Pinterest <https://www.pinterest.jp/drcoosinfo>

Seam allowance 1/2in.

Bonding line AA

Bonding line Aa

Bonding line AA

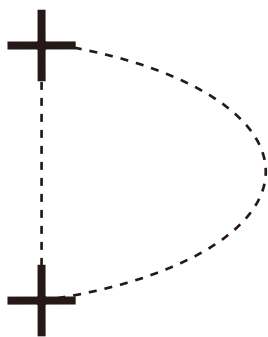
Dufflecoat
Front Body
two sheets



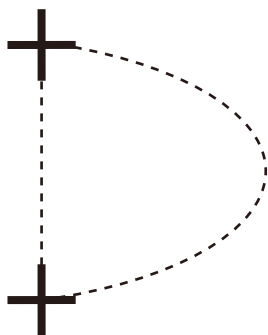
Bonding line

Bonding line AB

Bonding line AB

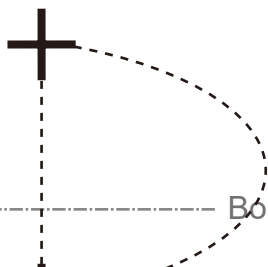


Pocket position



Bonding line Ca

le button position



Bonding line AC

DRCOS
SITE <https://drcos.info/en> <https://drcos.com/jp>
MAIL info@drcos.com
Twitter https://twitter.com/drcos_com
Pinterest <https://www.pinterest.jp/drcosinfo>

Bonding line Da

Bonding line AC

Facing line

Baste

Duffie button



Button position



Hood position



Center position

Bonding line AD

Children's ^{size} 10

Bonding line Aa

Bonding line Ab

Facing line

Bonding line BA

Bonding line BA

Duft
From
two

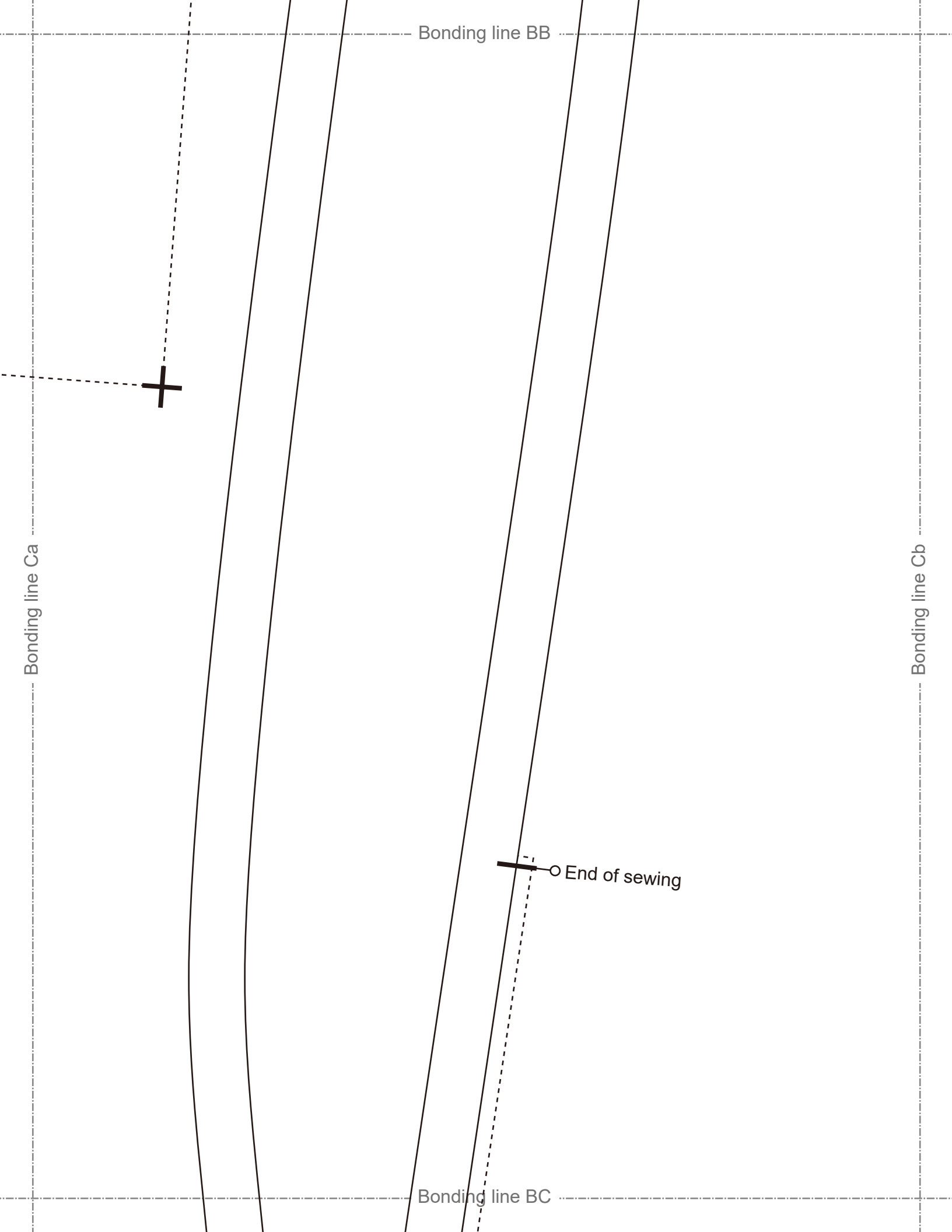
Childr

Bonding line

Bonding line Bb

Ch

Bonding line BB



Bonding line BB

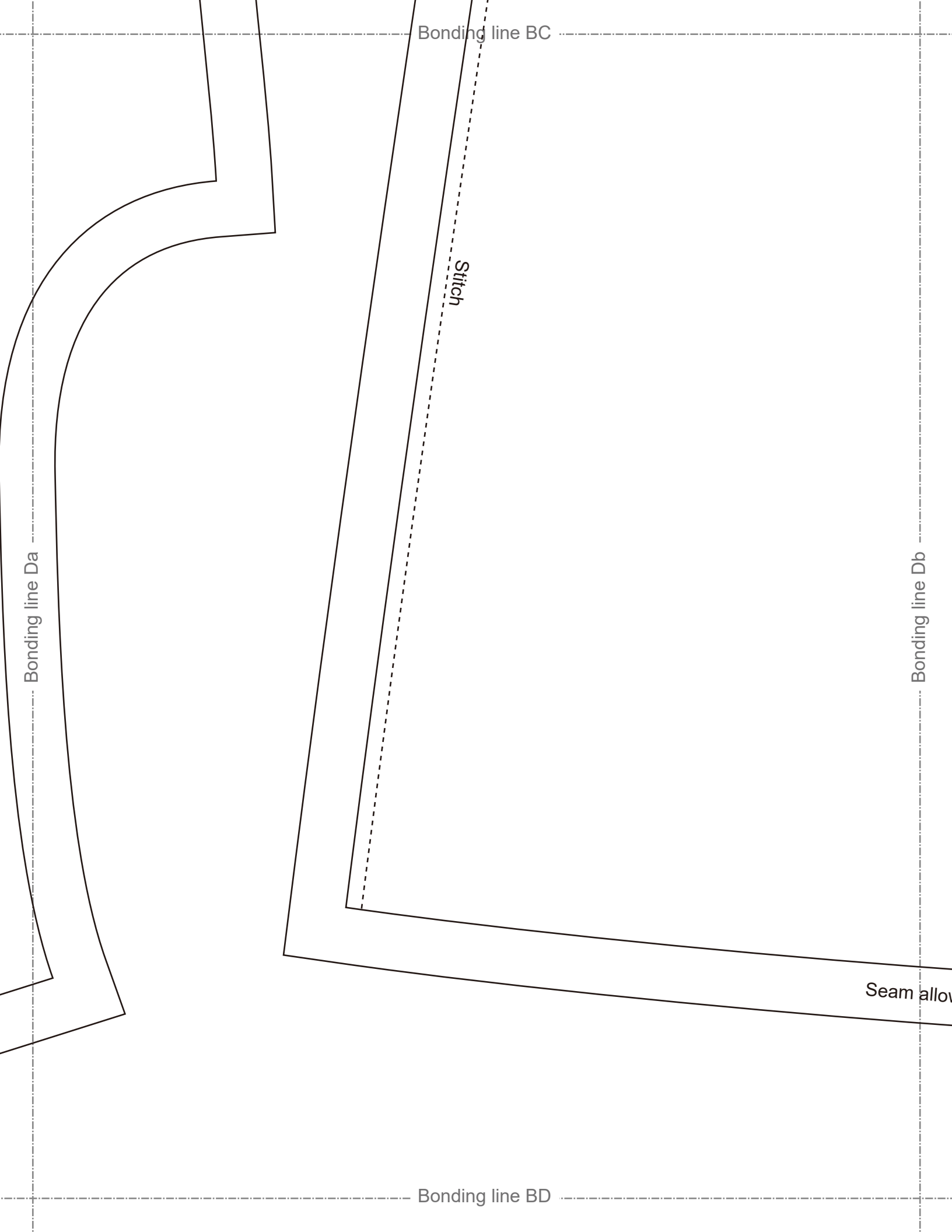
Bonding line Ca

Bonding line Cb



End of sewing

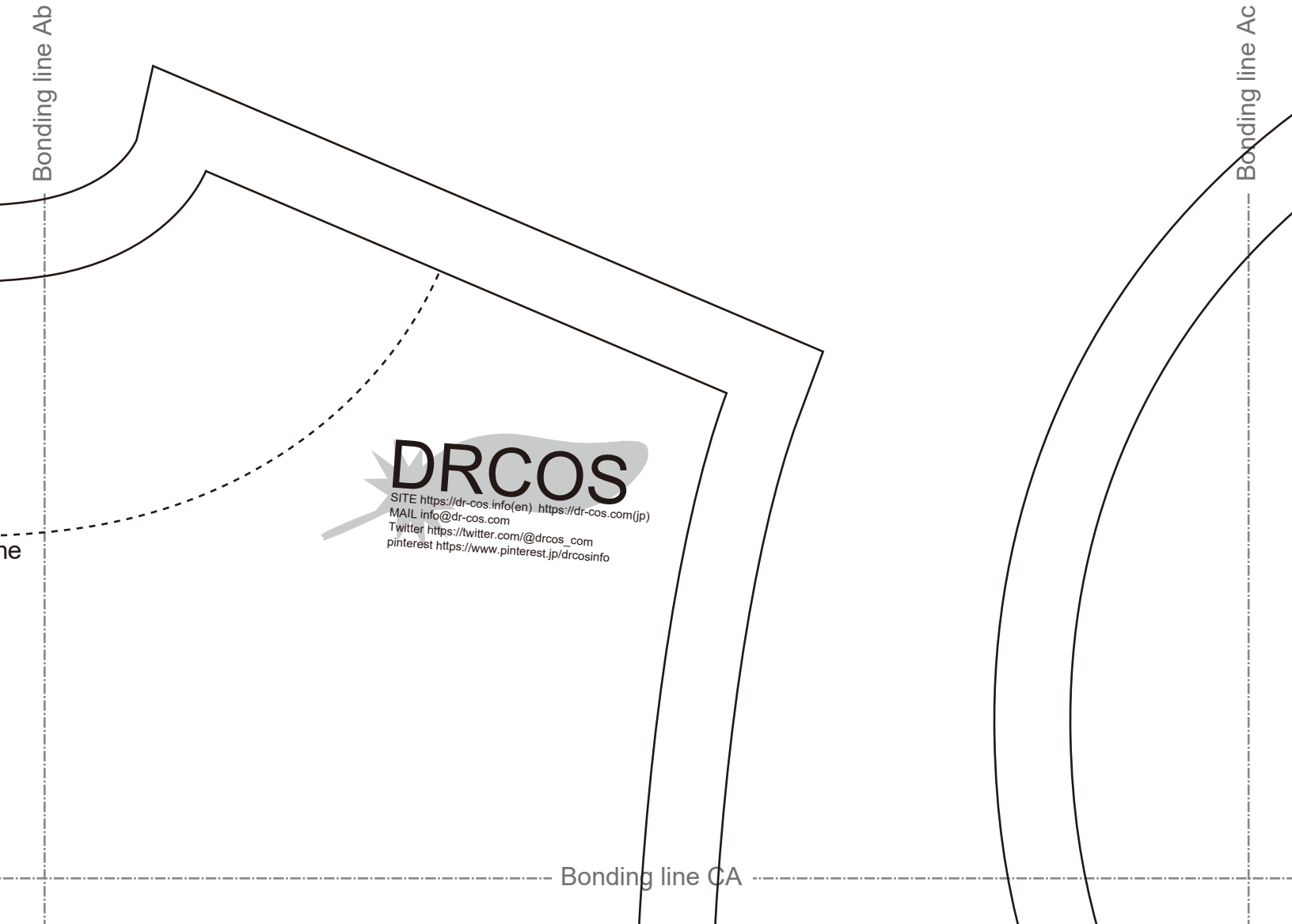
Bonding line BC



Seam allowance 1/2in.



Dufflecoat Facing Fusible interlining two sheets



Bonding line CA

Bonding line Bb

Children's **10**

size

Bonding line Bc

Dufflecoat
Back Body
two sheets

Bonding line CB

DRCOS

SITE <https://dr-cos.info/en> <https://dr-cos.com/jp>

MAIL info@dr-cos.com

Twitter https://twitter.com/drcos_com

Bonding line Cb

Bonding line CB



Bonding line CC

Bonding line Cc



Bonding line CC


Bonding line Db

Bonding line Dc

am allowance 1/2in.

Bonding line CD

Grain Line



Bonding line Ac

Bonding line Ad

DRCOS

SITE <https://dr-cos.info/en> <https://dr-cos.com>
MAIL info@dr-cos.com
Twitter [@drcos_com](https://twitter.com/@drcos_com)
pinterest <https://www.pinterest.jp/drcosinfo>

Children's **10**
size

Dufflecoat
Hood

Bonding line DA

Dufflecoat Hood

two sheets

Bonding line DA



Grain Line

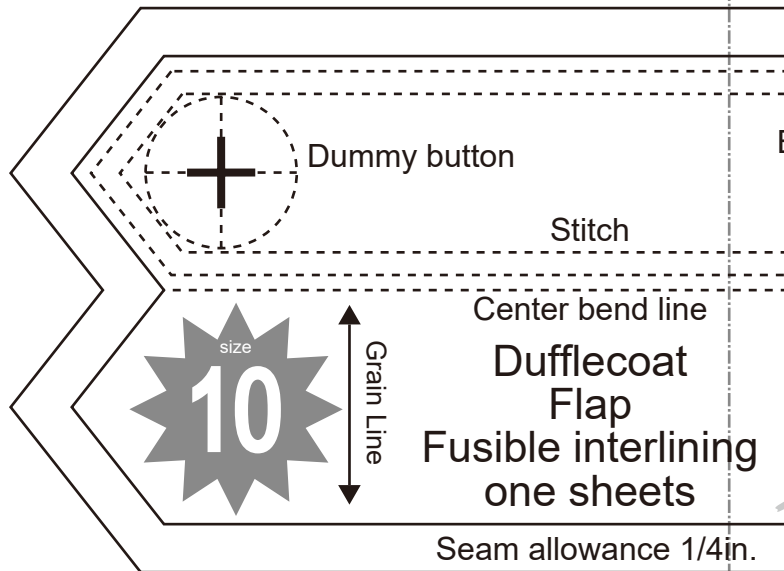
Bonding line Bc

Bonding line Bd

Seam allowance 1/2in.

DRCOS
SITE <https://dr-cos.info/en> <https://dr-cos.com/jp>
MAIL info@dr-cos.com
Twitter https://twitter.com/dracos_com
Pinterest <https://www.pinterest.jp/dracosinfo>

Center bend line




Dummy button

Stitch

Center bend line

Dufflecoat Flap
Fusible interlining one sheets

Seam allowance 1/4in.



Bonding line DB

Bonding line Cc

Children's ^{size} 10

Ce

Grain Line

Dufflecoat
Cuff
Fusible interlining
two sheets


Bonding line DB

Seam allowance 1/2in.

Seam allowance 1/2in.

Dufflecoat
Facing
Fusible interlining
two sheets

Grain Line



Bonding line DC

Bonding line Cd

OS
Ad
rcos.com(jp)
rcos.co
st.jp/drcosinfo

Back



Bonding line Ae

Bonding line EA

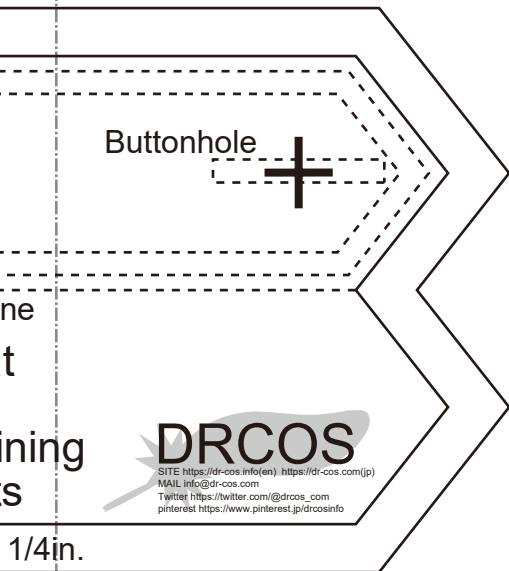
Child

D
tv

Bonding line EA

Bonding line Bd

Bonding line Be



Buttonhole



DRCOS

SITE <https://drcos.info/en>) <https://drcos.com/jp>
MAIL info@drcos.com
Twitter https://twitter.com/@drcos_com
pinterest <https://www.pinterest.jp/drcosinfo>

ne
t

ining
S

1/4in.

Bonding line EB

S

Seam allowance 1in.

DRCOS

SITE <https://dr-cos.info/en> <https://dr-cos.com/jp>
MAIL info@dr-cos.com
Twitter https://twitter.com/@drcos_com
pinterest <https://www.pinterest.jp/drcosinfo>

Children's ^{size} **10**

Dufflecoat
Pocket
two sheets



Seam allowance 1/2in.

DRCOS

SITE [https://dr-cos.info\(en\)](https://dr-cos.info(en)) [https://dr-cos.com\(jp\)](https://dr-cos.com(jp))
MAIL info@dr-cos.com
Twitter [@drcos_com](https://twitter.com/@drcos_com)
pinterest <https://www.pinterest.jp/drcosinfo>

Bonding line Ae

Front

children's **size 10**

Dufflecoat
Sleeve
two sheets

Bonding line FA

Bonding line FA



Grain Line

Bonding line Be

Seam allowance 1/2in.

Bonding line FB