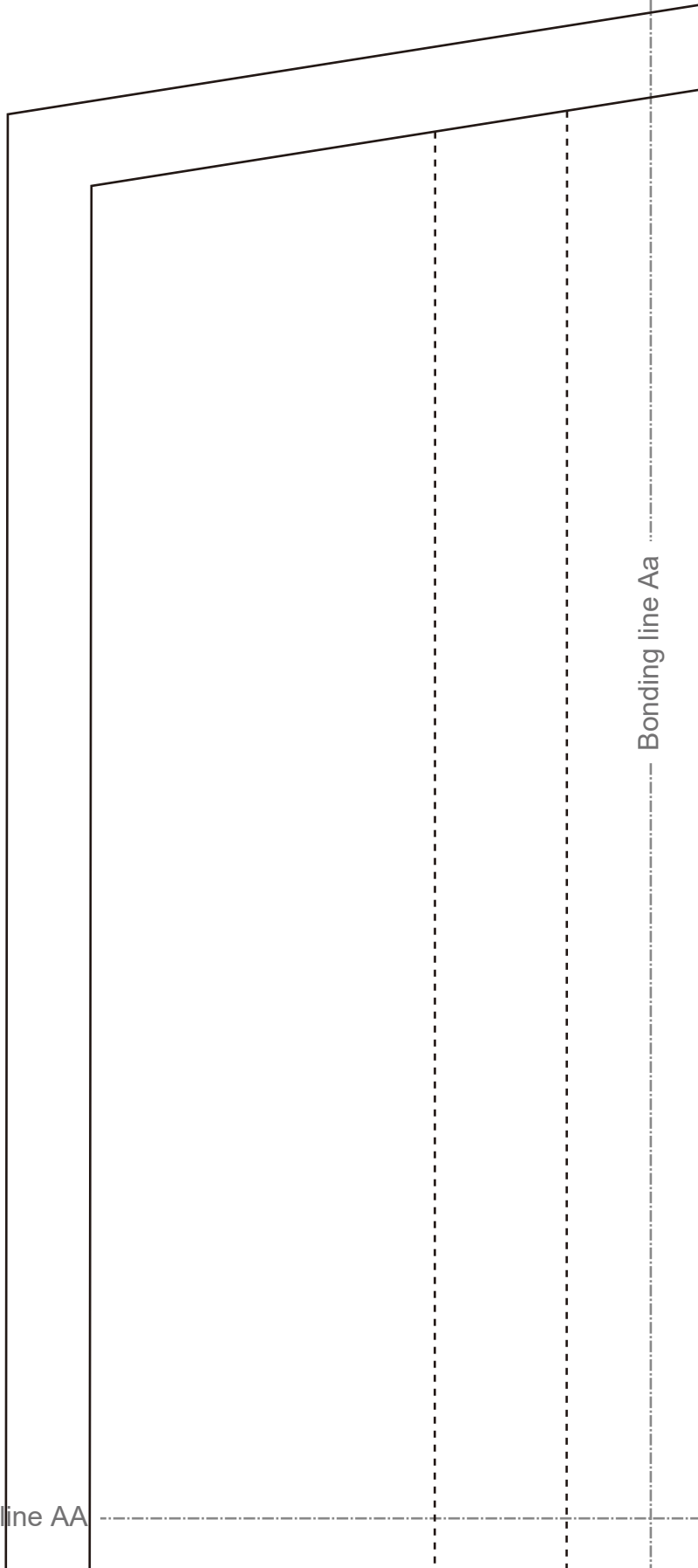


Bonding line AA



Bonding line Aa

Bonding line Ba

The upper side is sandwiched between

Bias start position

Elastic band through position

Lower side sandwiches 2.76-3

Sew a 2.76-3.16 inch wide gathered ruffle to the hem

Bonding line AA

Bonding line AB

LADIES'S size S

Drawers Bias

between 1.18-1.57 inch wide gathered ruffles on the bias

Bonding line Ca

pieces 2.76-3.16 inch wide gathered ruffles on the bias

Seam allowance 1/2in.


Bonding line AB

Bonding line AC

Bias two sheets

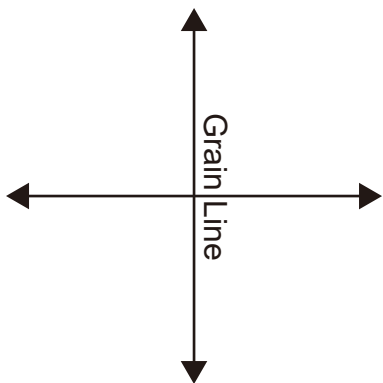
Seam allowance 1/2in.





Bonding line BA

Bonding line Ba



Bonding line BB


Bonding line Bb

Drawers

Body

two sheets

The upper side is sandwiched between



Bonding line BB

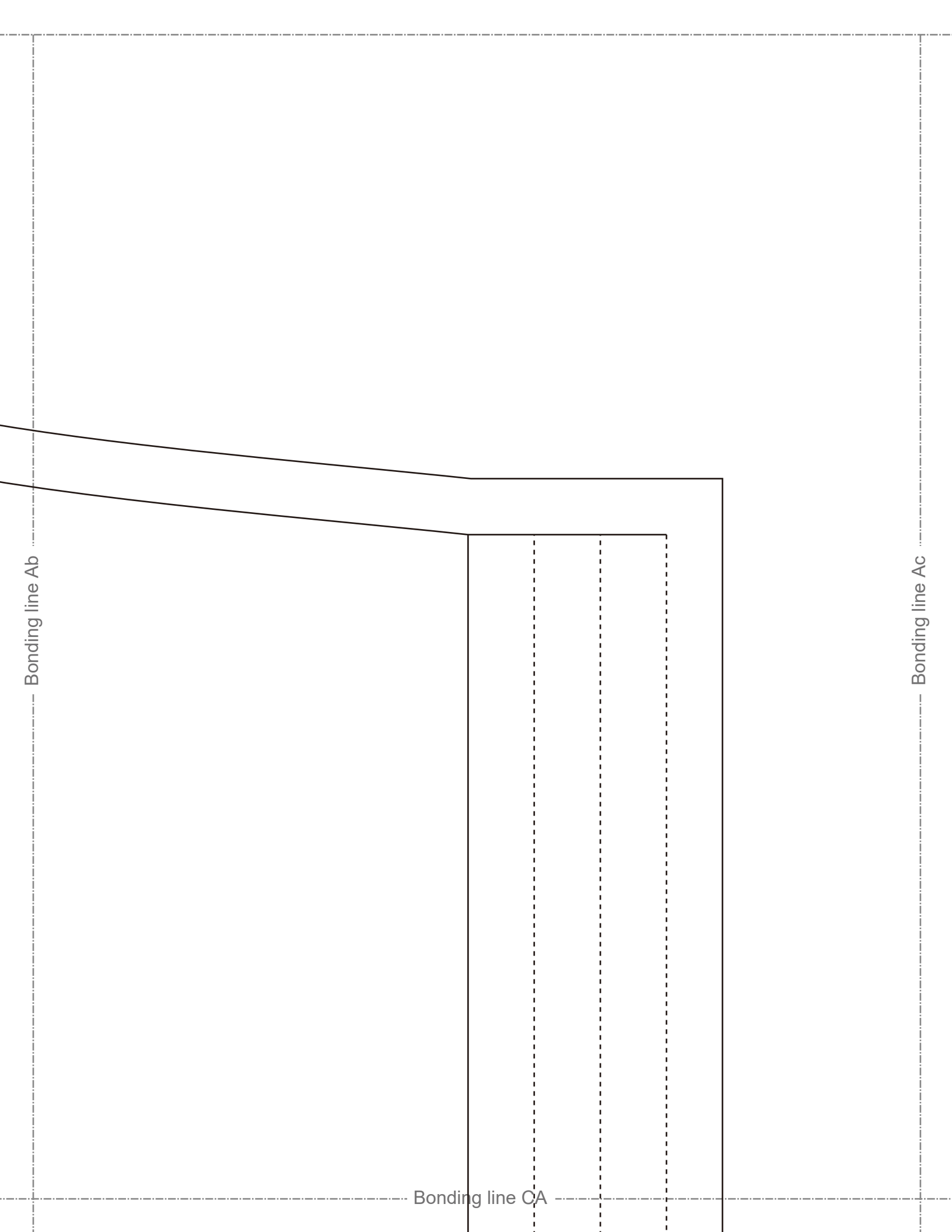
between 1.18-1.57 inch wide gathered ruffles on the bias

Bonding line Ca

Bonding line Cb

Front

Bonding line BC



Bonding line CA

Bonding line Bc

Bonding line CB

Sewing line

Sewing line

Sewing line

Creese Line

LADIES'S size

Drawers

Bonding line Bb
Body

Bonding line CB

Bonding line Cb



Bonding line CC

Bonding line Cc