

MEN'S **LL** size

DRCOS

SITE [http://dr-cos.info\(en\)](http://dr-cos.info(en)) [http://dr-cos.com\(jp\)](http://dr-cos.com(jp))

MAIL info@dr-cos.com

Twitter https://twitter.com/@drcos_com

facebook <https://www.facebook.com/drcoscom>

MEN'S **LL** size

Bonding line Aa

Bonding line Aa

Detachable collar2

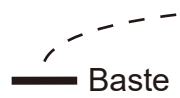
Front body
two sheets

elastic position



elastic length
15cm to 20cm

Bonding line Ba



Baste

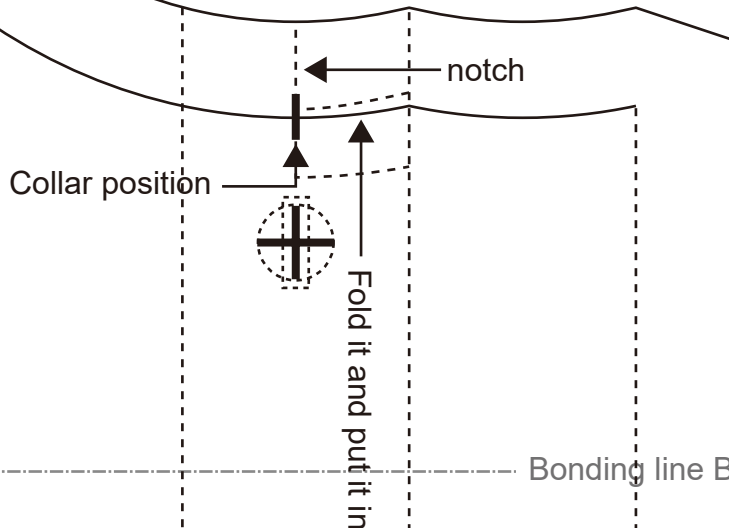
Seam allowance 1/2in.

Detachable collar 2
Collar
two sheets
Fusible interlining
one sheets

Bonding line Aa

Bonding line Ab

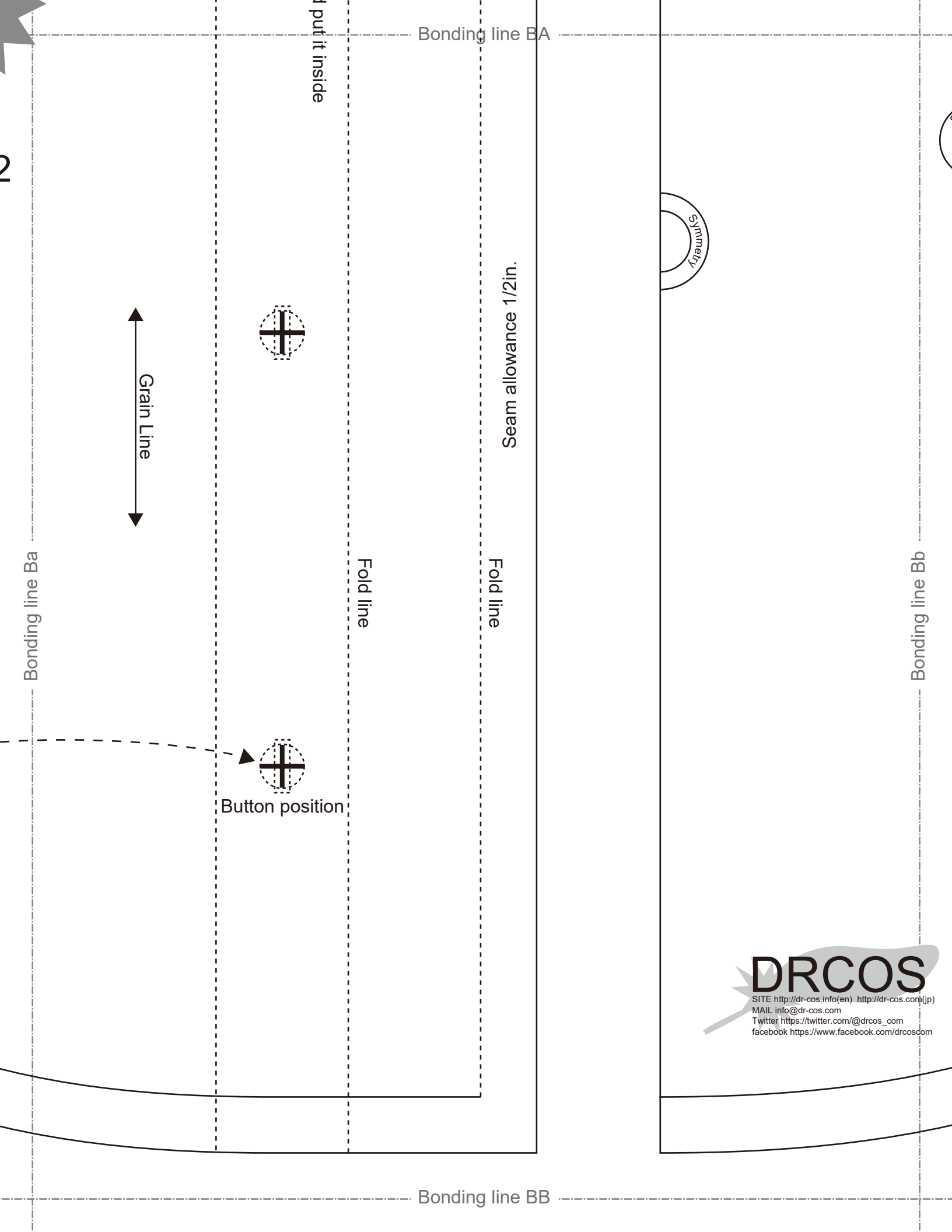
Seam allowance 1/2in.



Bonding line BA

M

2



Bonding line Ba

Grain Line

Button position

put it inside

Fold line

Bonding line BA

Fold line

Seam allowance 1/2in.


Symmetry

Bonding line Bb

Bonding line BB

DRCOS

SITE [http://dr-cos.info\(en\)](http://dr-cos.info(en)) [http://dr-cos.com\(jp\)](http://dr-cos.com(jp))
 MAIL info@dr-cos.com
 Twitter https://twitter.com/@drcos_com
 facebook <https://www.facebook.com/drcoscom>



Bonding line Ab

Bonding line Ac

MEN'S  size


Bonding line CA

Detachable collar?

Bonding line CA

Detachablecollar2

Back body one sheets



Bonding line Bb

Bonding line Bc

Bonding line CB