

Seam allowance 1/2in.

Detachablecollar2
Collar
two sheets
Fusible interlining
one sheet



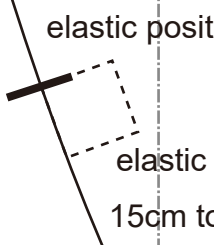
Grain Line



Bonding line AA



SITE [http://dr-cos.info\(en\)](http://dr-cos.info(en)) [http://dr-cos.com\(jp\)](http://dr-cos.com(jp))
MAIL info@dr-cos.com
Twitter https://twitter.com/@drcos_com
facebook <https://www.facebook.com/drcoscom>



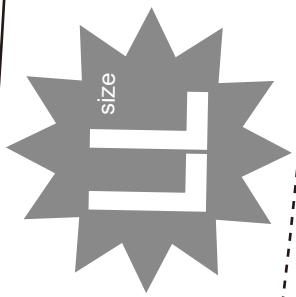
Bonding line Aa

S

De


FU

Bonding line AA



Seam allowance 1/2in.

Bonding line AB



Detachablecollar2

Back body
one sheets



Bonding line Ba

DS

dr-cos.com(jp)

s.com

om/drcoscom

Bonding line Aa



Detachable collar2

Front body

two sheets

Collar position

notch

Fold it and put it inside

Grain Line

Fold line

Fold line

Seam allowance 1/2in.

Bonding line Ab

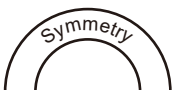
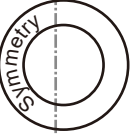
elastic position

elastic length

15cm to 20cm

Bonding line BA

Back buoy
one sheets



Bonding line Ba

Bonding line BA



Bonding line Bb

Bonding line BB

DRCOS

SITE <http://dr-cos.info/en> <http://dr-cos.com/jp>
 MAIL info@dr-cos.com
 Twitter https://twitter.com/dr-cos_com
 facebook <https://www.facebook.com/drcoscom>