

How to make

Sorry if I haven't made myself understood (well) in English. You know I'm poor at

1. "Crown side" is Serging(Zigzag Stitch).press seam allowances open and make
2. Sew a "Brim" and make it annular.(two sheets)
3. Press seam allowances open
4. "Top crown" and "Side crown" are sewn up.Seam allowance is Serging(Zigzag
5. "2 Brims" are sewn and it's turned over.
6. "Top crown" is sewn up with a "Brim". Seam allowance is Serging(Zigzag St

Seam allowance 1/2in.



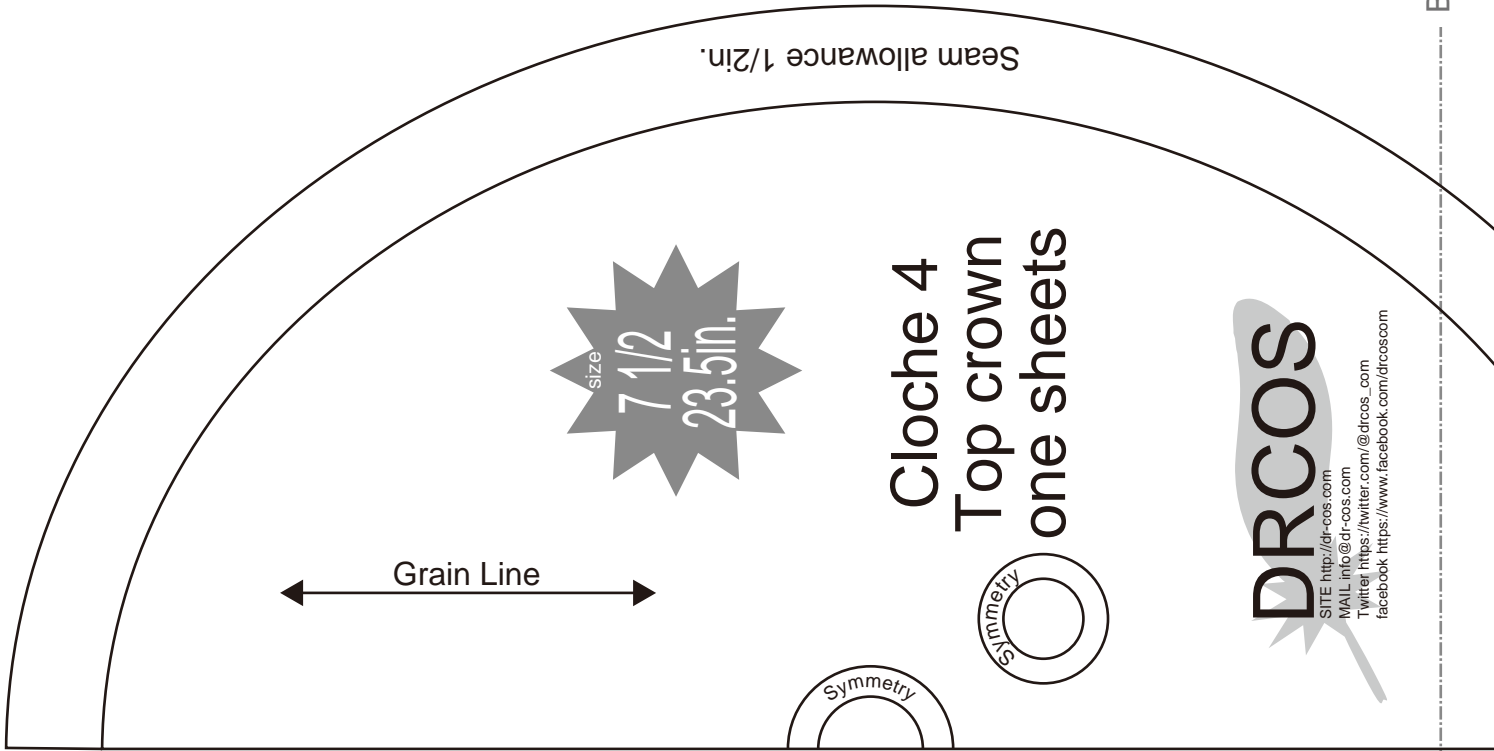
SITE <http://dr-cos.com>
 MAIL info@dr-cos.com
 Twitter: [@dr-cos](#)

Bonding line Aa



Bonding line Aa

Bonding line AB



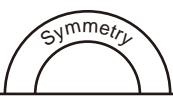
SITE <http://dr-cos.com>
MAIL info@dr-cos.com
Twitter <https://twitter.com/@drcos.com>
facebook <https://www.facebook.com/drcos.com>

Cloche 4
Top crown
one sheets

Seam allowance 1/2in.

size
7 1/2
23.5in.

Grain Line



Bonding line Ba

Bonding line AA



SITE <http://dr-cos.com>
MAIL info@dr-cos.com
Twitter <https://twitter.com/@drcos.com>
facebook <https://www.facebook.com/drcos.com>

I'm poor at English.
and make it annular.

ing(Zigzag Stitch).

igzag Stitch).

DRCOS

SITE <http://dr-cos.com>
MAIL info@dr-cos.com
Twitter [@dr-cos.com](https://twitter.com/dr-cos.com)
facebook <https://www.facebook.com/drcoscom>

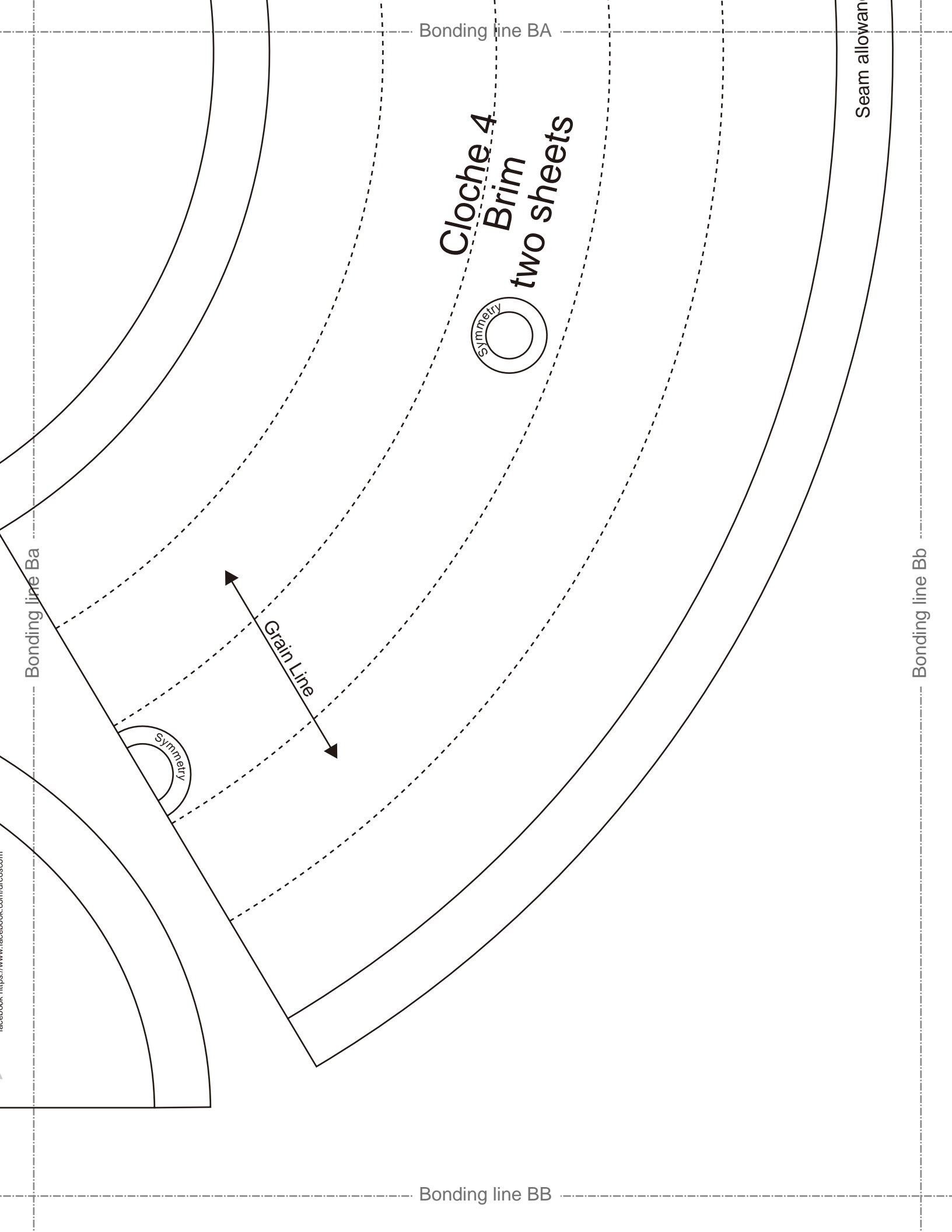
Bonding line Aa

Bonding line BA

Bonding line Ab

size
7 1/2
23.5in.

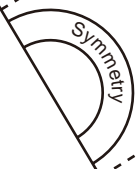
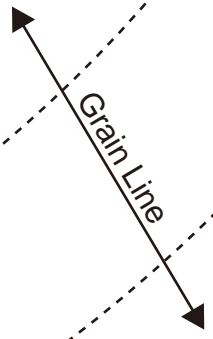
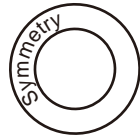
allowance 1/2in.



Bonding line BA

Seam allowan

Cloche 4
Brim
two sheets



Bonding line Ba

Bonding line Bb

Bonding line BB