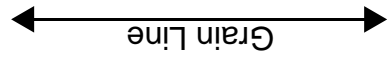


[Home](#)  
[Back to Chinashirt page](#)

Seam allowance 1/2in.



Bonding line Aa

Bonding line AA

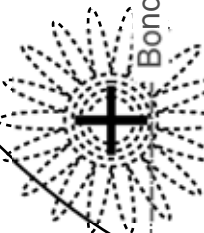
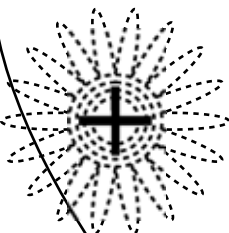


**DRCOS**  
SITE <http://dr-cos.info/en>  
MAIL [info@dr-cos.com](mailto:info@dr-cos.com)  
Twitter <https://twitter.com/dr-cos>  
facebook <https://www.facebook.com/dr-cos>

Bonding line AA

Button position

Bonding line Ba



**DRCOS**  
SITE <http://dr-cos.info/en> <http://dr-cos.com/jp>  
MAIL [info@dr-cos.com](mailto:info@dr-cos.com)  
Twitter <https://twitter.com/dr-cos>  
facebook <https://www.facebook.com/drcoscom>

Bonding line AB

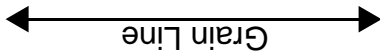
Front

# Children's **8** size

Chinashirt  
sleeve  
two sheets

Seam allowance 1/2in.

Bonding line AB



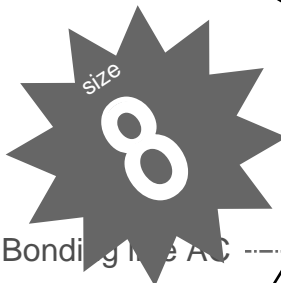
Grain Line

Back

**DRCOS**

SITE <http://drcos.info/en> <http://drcos.com.jp>  
MAIL [info@drcos.com](mailto:info@drcos.com)  
Twitter [https://twitter.com/drcos\\_com](https://twitter.com/drcos_com)  
facebook <https://www.facebook.com/drcoscom>

Chinashirt  
facing Left front  
one sheets  
Fusible interlining  
one sheets



size

8

Bonding line AC

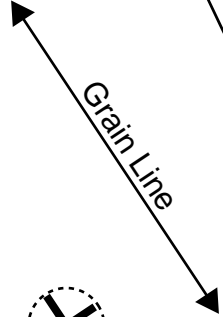
Bonding line Ca

Bonding line AD



snap position

Seam allowance 1/2in.



Seam allowance 1/2in.

Grain Line

Chinashirt facing Right front one sheets  
Fusible interlining one sheets



**DRCOS**

http://drcos.com  
SITE: <http://drcos.com>  
Email: [drcos@drcos.com](mailto:drcos@drcos.com)  
Twitter: <https://twitter.com/drcoscom>  
facebook: <https://www.facebook.com/drcoscom>




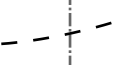
Bonding line AD

Bonding line Da

Bonding line Aa


Bonding line Ab

Bonding line BA

Baste  

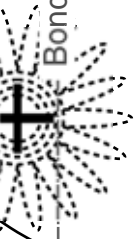
# Children's size 8

Chinashirt  
back body  
one sheets




Bonding line BA

Bonding line Ba



Facing Line



# Children's

Chinashirt  
Front body  
one sheets

Bonding line Bb


Bonding line BB

Bonding line BB

Seam allowance 1/2in.



Grain Line



snapped position

Bonding line Ca


Seam allowance 1/2in.

Chinashirt  
Facing two sheets  
Fusible interlining two sheets



Grain Line

Bonding line Cb



Grain Line



Fusible

Seam a

Bonding line BC

Facing Line

**DRCOS**  
SITE: <http://dr-cos.info/en/> <http://dr-cos.com/tp/>  
MAIL: [info@dr-cos.com](mailto:info@dr-cos.com)  
Twitter: <https://twitter.com/dr-cos>  
facebook: <https://www.facebook.com/drcoscom>

Bonding line Ab

Bonding line Ac

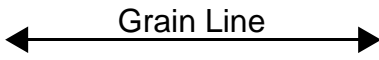
Slit position

Bonding line CA



Bonding line CA

Bonding line Bb



Seam allowance 1/2in.

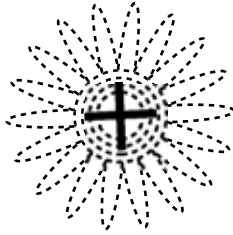
Bonding line Bc

Bonding line CB

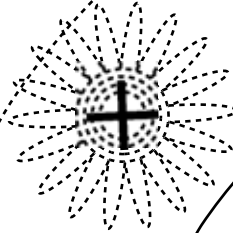
Bonding line CB



snap position



Button position



Chinashirt  
Front body right  
one sheets

**DRCOS**  
 SITE <http://dr-cos.info/en> <http://dr-cos.com/jp>  
 MAIL [info@dr-cos.com](mailto:info@dr-cos.com)  
 Twitter [https://twitter.com/drcos\\_com](https://twitter.com/drcos_com)  
 facebook <https://www.facebook.com/drcoscom>

Bonding line Cb

Bonding line Cc

Chinashirt  
collar two sheets  
sible interlining one sheets

**DRCOS**  
 SITE <http://dr-cos.info/en> <http://dr-cos.com/jp>  
 MAIL [info@dr-cos.com](mailto:info@dr-cos.com)  
 Twitter [https://twitter.com/drcos\\_com](https://twitter.com/drcos_com)  
 facebook <https://www.facebook.com/drcoscom>

Seam allowance 1/2in.

Bonding line CC