

Home

[Back to westernhat page](#)

allowance 1/2 in.

Grain Line

Bonding line Aa

DRCCOS
SITE <http://www.dr-cos.info/>
MAIL info@dr-cos.com
Twitter https://twitter.com/@drccs_com
facebook <https://www.facebook.com/drccoscom>

grommet



DRCCOS

SITE <http://www.dr-cos.info/>
MAIL info@dr-cos.com
Twitter https://twitter.com/@drccs_com
facebook <https://www.facebook.com/drccoscom>

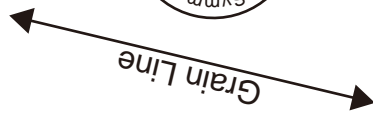
Western
top
interfacing(hea
one she

Bonding line AA


Bonding line AA



Western
brim
interfacing(hea
two she



Western
side
two sheets



Bonding line AB

Bonding line BA

RCOC

How to make

Sorry if I haven't made myself understood (well) in English. You know I'm poor at English.

1. iron on the interfacing(heavy weight) to "top" "side" "brim"
2. "side" is sew up and loop
3. "top" and "side" sew pieces
4. "brim" is sew up and loop
5. two "brims" are sewn up by a dotted line.
6. In a "brim", bias (A wire is put in.)
7. "side" "brim" is sewn up.
8. grommet is installed in the grommet location.
9. to pass a string through a hole.

Seam allowance 1/2in.

DRCOS

SITE <http://www.dr-cos.info/>
 MAIL info@dr-cos.com | [@dr-cos.com](mailto:info@dr-cos.com)
 Twitter <https://twitter.com/dr-cos>
 facebook <https://www.facebook.com/drcoscom>

Seam allowance

Grain Line

Westernhat
brim
four sheets

Bonding line Aa

COS

dr-cos.info/
s.com
tter.com/@drcos_com
www.facebook.com/drcoscom



bias wire

Bonding line Ab

Westernhat
top
(heavy weight)
sheets

Bonding line BA

DRCOS

SITE <http://www.dr-cos.info/>
MAIL info@dr-cos.com

Bonding line BA

DRCOS

SITE <http://www.dr-cos.info/>
MAIL info@dr-cos.com
Twitter [@drcos_com](https://twitter.com/@drcos_com)
facebook <https://www.facebook.com/drcoscom>

size
8
25.1in.

Westernhat
prim
(heavy weight)
sheets

Bonding line BA


Bonding line Bb

Grain Line

size
8
25.1in.

Seam allowance 1/2in.

Westernhat
Top
two sheets



DRCOS

<http://www.dr-cos.info/>
[@dr-cos.com](mailto:info@dr-cos.com)
[os://twitter.com/@drcos_com](https://twitter.com/@drcos_com)
<https://www.facebook.com/drcoscom>

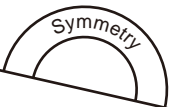
Bonding line BB

Bonding line Ca

DRCOS
SITE <http://www.dr-cos.info/>
MAIL info@dr-cos.com
Twitter <https://twitter.com/dr-cos>
facebook <https://www.facebook.com/drcoscom>



**Westernhat
side
interfacing (heavy weight)
one sheets**



Bonding line BC

Bonding line BB

1/2in.

Westernhat

DRCOS
SITE <http://www.dr-cos.info/>
MAIL info@dr-cos.com
Twitter https://twitter.com/drcos_com
facebook <https://www.facebook.com/drcoscom>

Bonding line Cb