

[Home](#)

[Back to westernhat page](#)



Westernhat  
brim  
interfacing(heavy weight)  
two sheets



Westernhat  
top  
interfacing(heavy weight)  
one sheet

Bonding line Aa

Bonding line AA

Bonding line AA

SITE <http://www.drcos.info/>  
MAIL [info@dr-cos.com](mailto:info@dr-cos.com)  
Twitter <https://twitter.com/drcos>  
Facebook <https://www.facebook.com/drcos.com/>

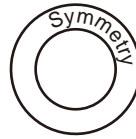
**DRCOS**

bias & wire

Bonding line Ba

Symmetry

size  
**6 3/4**  
**21.2in.**



Westernhat  
side  
interfacing (heavy weight)  
one sheets

Bonding line AB

heavy weight)  
sheets

Bonding line Aa

size  
**6 3/4**  
**21.2in.**

 grommet

**DRCOS**

SITE <http://www.drcos.info/>  
MAIL [info@drcos.com](mailto:info@drcos.com)  
Twitter <https://twitter.com/drcos>  
facebook <https://www.facebook.com/drcos.com>

Grain Line

Bonding line BA

1/2in.

Bonding line Ab

Bonding line BA

Grain Line

Seam allowance 1/2in.



Westernhat  
brim  
four sheets

Bonding line Ba

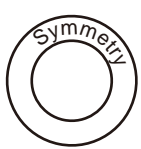
**DRCOS**

SITE <http://www.dr-cos.info/>  
MAIL [info@dr-cos.com](mailto:info@dr-cos.com)  
Twitter <https://twitter.com/dr-cos.com>  
facebook <https://www.facebook.com/drcoscom>

Bonding line Bb



Grain Line



Westernhat  
side  
two sheets

Bonding line BB

Seam allowance 1/2in.


**DRCOS**

SITE <http://www.dr-cos.info/>  
MAIL [info@dr-cos.com](mailto:info@dr-cos.com)  
Twitter [https://twitter.com/@drcos\\_com](https://twitter.com/@drcos_com)  
facebook <https://www.facebook.com/drcoscom>

Westernhat  
Top  
two sheets



Grain Line



How to make

Sorry if I haven't made myself understood (well) in English. You know I'm poor at English.

1. iron on the interfacing (heavy weight) to "top" "side" "brim"
2. "side" is sew up and loop
3. "top" and "side" sew pieces
4. "brim" is sew up and loop
5. The surface and the back are same.
6. In a "brim", bias (A wire is put in.)
7. "side" "brim" is sewn up.
8. grommet is installed in the grommet location.
9. to pass a string through a hole.

**DRCOS**

SITE <http://www.dr-cos.info/>  
MAIL [info@dr-cos.com](mailto:info@dr-cos.com)  
Twitter [https://twitter.com/@drcos\\_com](https://twitter.com/@drcos_com)  
facebook <https://www.facebook.com/drcoscom>

Seam allowance 1/2in.