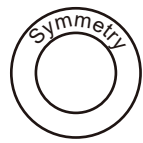


Fusible Stay tape

Children

Bonding line Aa



Train Sk
Front Bo
one she

Bonding line AA

Bonding line AA

Fastener end



Bonding line Ba

Bonding line AB

Bonding line AB

DRCOS

SITE <http://dr-cos.info/en> <http://dr-cos.com/jp>

MAIL info@dr-cos.com

Twitter https://twitter.com/dracos_com

facebook <https://www.facebook.com/dracoscom>

Bonding line AC

Bonding line Ca

rain Skirt
Belt
ne sheets
ple interlining
ne sheets

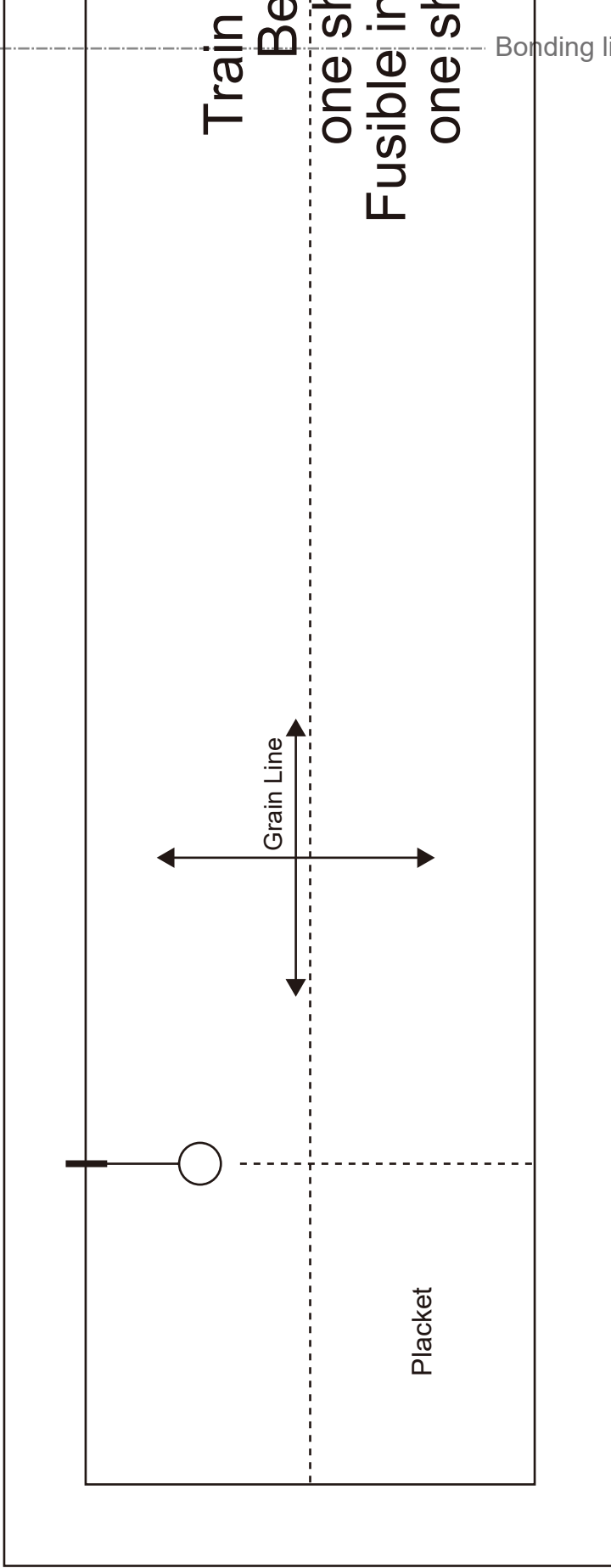
Children's ^{size} 10

Bonding line AD

Seam allowance 1/2in.

Bonding line AC

Bonding line Da



Train
Be
one sh
Fusible in
one sh

Bonding line AD

Bonding line Ea

Bonding line AE

Placket

Grain Line

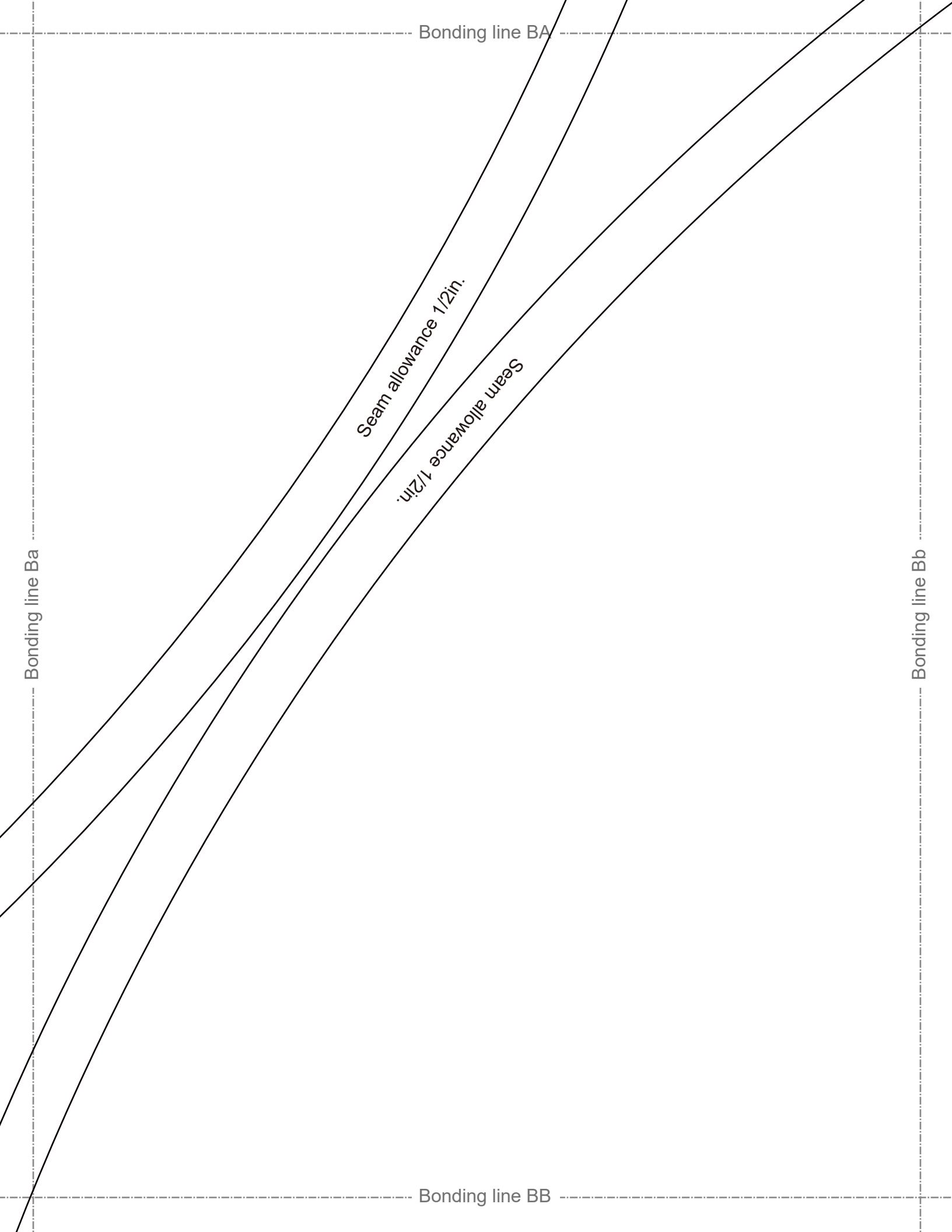


Bonding line Aa
en's **size 10**

n Skirt
nt Body
sheets

Bonding line Ab

Bonding line BA



Bonding line BB

Bonding line Ca

Bonding line Cb


Bonding line BC

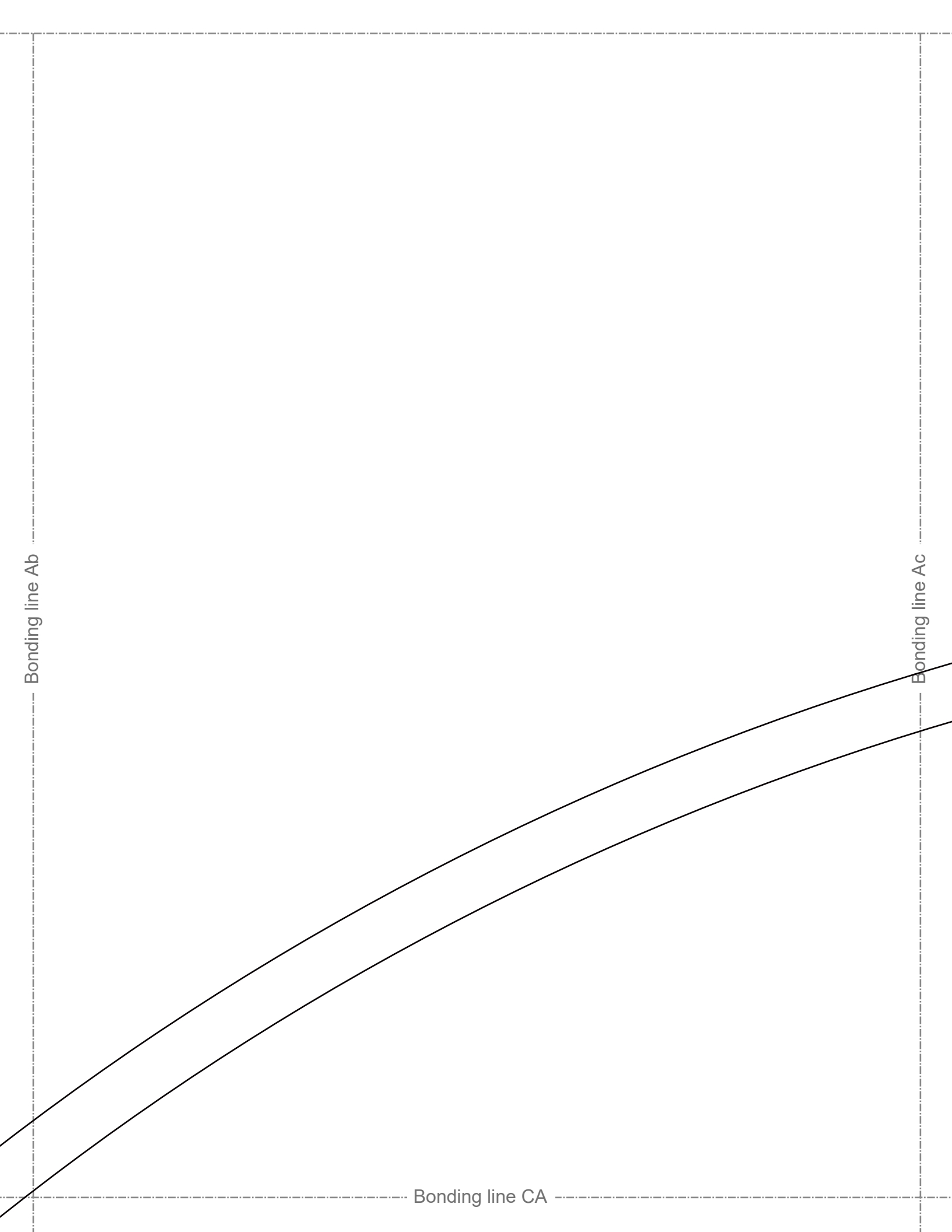
Bonding line BC

Bonding line Da

Bonding line Db

Bonding line BD





Bonding line CA

Bonding line Bb

Bonding line Bc



Bonding line CB

Children's

size 10

Train Skirt
Back Body
one sheets



If it's not Symmetry, two sheets.

Bonding line CC

Bonding line Db


Bonding line Dc

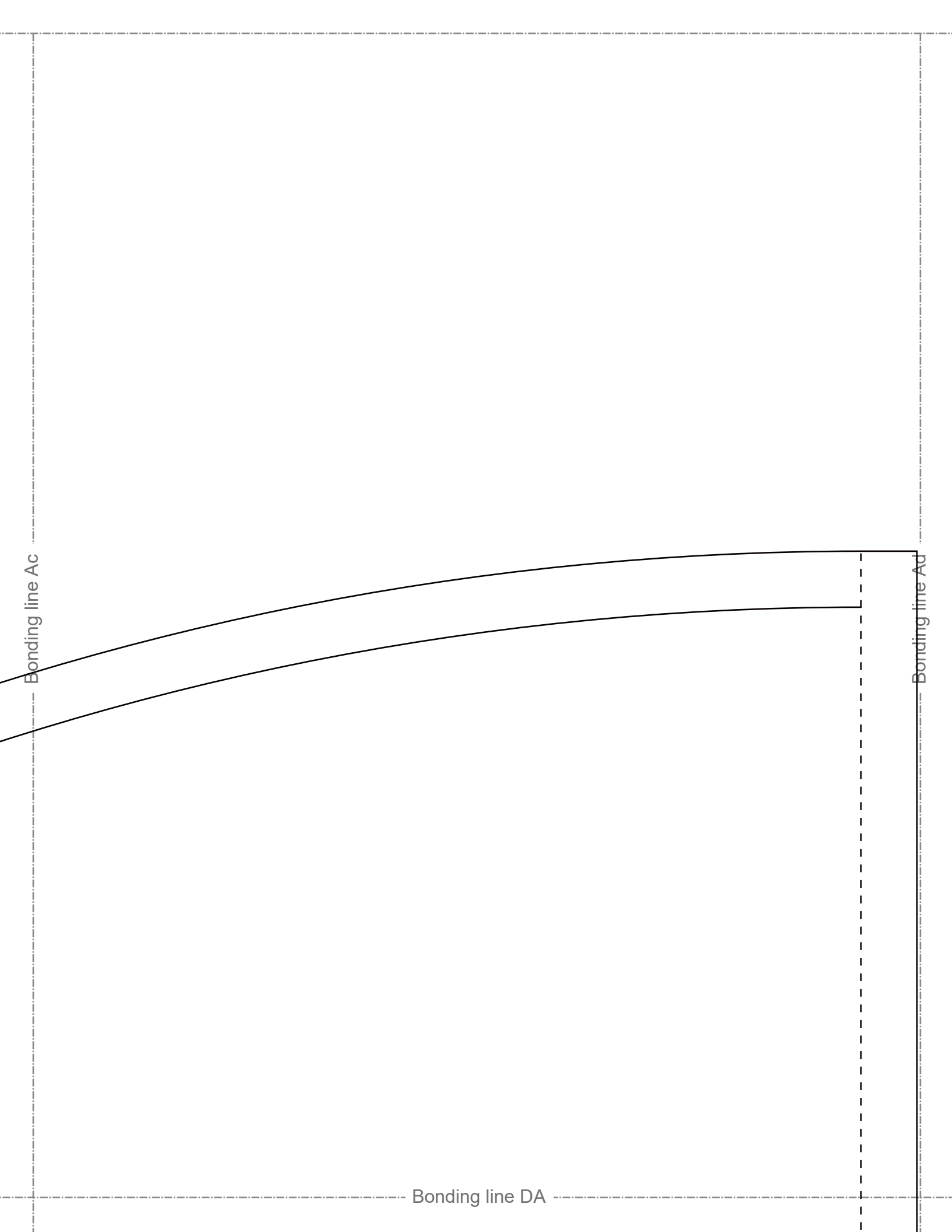
Baste

Fastener end

stay tape

Bonding line CD





Bonding line Ac

Bonding line Ad

Bonding line DA

Bonding line DA

Bonding line Bc

Bonding line Bd

If the width of the fabric is over 43", cut it at this dotted line and take it out with

Bonding line DB

Bonding line DB

t out with Symmetry.



Bonding line Cc

Bonding line Cd

Bonding line DC

Bonding line DC

Bonding line Dc

Bonding line Dd

DRCOS
 SITE <http://dr-cos.info/en> <http://dr-cos.com/jp>
 MAIL info@dr-cos.com
 TWITTER https://twitter.com/dr-cos_com
 FACEBOOK <https://www.facebook.com/drcoscom>

Fusible Stay tape

Bonding line DD