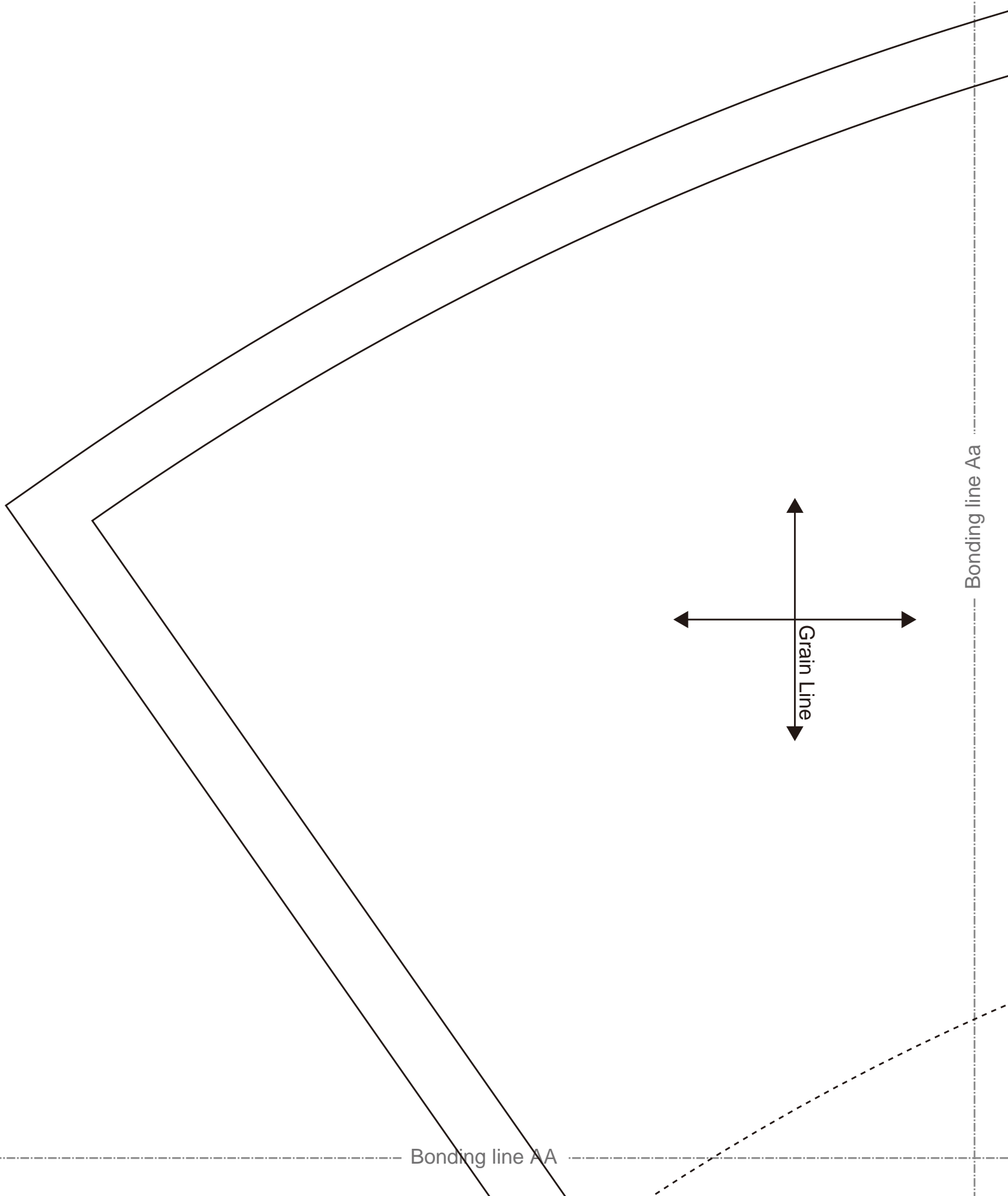



[Home](#)
[Back to Tophat2 page](#)



Bonding line AA

Bonding line AB

Bonding line Ba

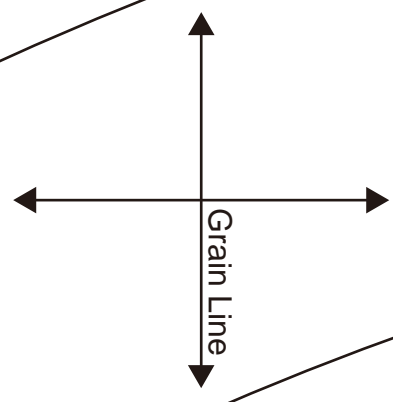


Bonding line AB

Bonding line AC

Bonding line Ca

Tophat
Side Be
one shee



Bonding line Aa

Tophat2 Side one sheets

match marks



size

6 1/2
20.4in.

Bonding line Ab

match marks



Seam allowance 1

Bonding line BA

Bonding line BA

Bonding line Ba

Bonding line Bb



Tophat2
Side
fusible interfacing
one sheets

Bonding line BB

Bonding line BB

Bonding line Ca

What
e Belt
sheets



Bonding line Cb

Seam allowance 1/2in.

Bonding line BC

match n

size

1/2
.4in.

Bonding line Ab

Bonding line Ac

How to make

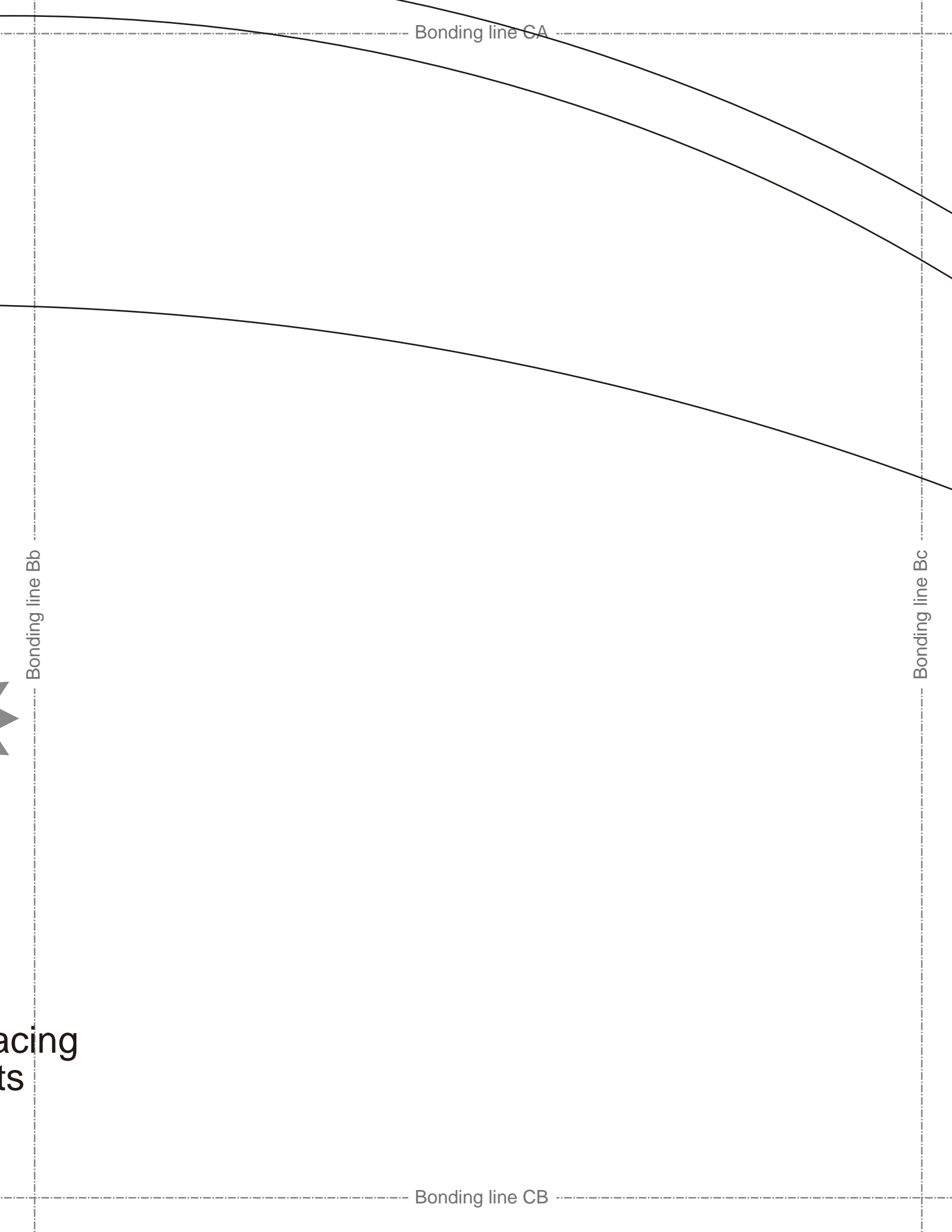
Sorry if I haven't made myself understood (well) in English. You know I'm poor at English.

1. Apply fusible interfacing to "Top" "Side" "Brim"
2. Fold the top of "Sidebelt" by 1 cm with an iron and sew to "Side"
3. Sew the "Side" stitch the stitched part (cut off unnecessary part of the
4. Sew the "Top" and "Side" and cut off the seam allowance 2 mm left
5. Sew the two "Brim" pieces
6. Insert the wire in the bias position of "Brim" and bias
7. Sew the "Brim" and "Side"

h marks

wance 1/2in.

Bonding line CA



Bonding line CB

Bonding line Cb

Bonding line Cc

DRCOS

SITE [http://dr-cos.info\(en\)](http://dr-cos.info(en)) [http://dr-cos.com\(jp\)](http://dr-cos.com(jp))

MAIL info@dr-cos.com

Twitter https://twitter.com/@drcos_com

facebook <https://www.facebook.com/drcoscom>

Bonding line CC

Bonding line Ac

Bonding line Ad

DRCOS

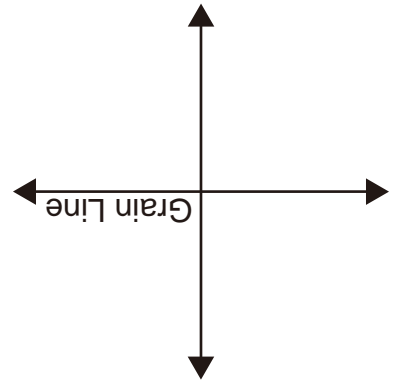
SITE [http://dr-cos.info\(en\)](http://dr-cos.info(en)) [http://dr-cos.com\(jp\)](http://dr-cos.com(jp))
MAIL info@dr-cos.com
Twitter [@drcos_com](https://twitter.com/@drcos_com)
facebook <https://www.facebook.com/drcoscom>

"Side"
(part of the seam allowance)
m left

Bonding line DA

Bonding line DA

Seam allowance 1/2in.



Bonding line Bc

Bonding line Bd

DRCOS

SITE <http://dr-cos.info/en> <http://dr-cos.com/jp>

MAIL info@dr-cos.com

Twitter [@drcos_com](https://twitter.com/@drcos_com)

facebook <https://www.facebook.com/drcoscom>

Bonding line DB

Bonding line DB

DRCOS

SITE [http://dr-cos.info\(en\)](http://dr-cos.info(en)) [http://dr-cos.com\(jp\)](http://dr-cos.com(jp))
MAIL info@dr-cos.com
Twitter [@drcos_com](https://twitter.com/@drcos_com)
facebook <https://www.facebook.com/drcoscom>

Bonding line Cc

Bonding line Cd

match marks



Seam allowance 1/2in

Tophat2 Brim two sheets

bias

Bonding line DC

Bonding line Ad

Bonding line Ae

match marks

Bonding line EA

Bonding line EA

DRCOS
 SITE <http://dr-cos.info/en> <http://dr-cos.com/jp>
 MAIL info@dr-cos.com
 Twitter <https://twitter.com/dr-cos>
 facebook <https://www.facebook.com/drcoscom>



Tophatz2
Top
 one sheets

match marks



Bonding line Bd

Bonding line Be

Bonding line EB

Bonding line EB

OS
p://dr-cos.com(jp)
rcos_com
ok.com/drcoscom

size
6 1/2
20.4in.

Bonding line Cd

match marks

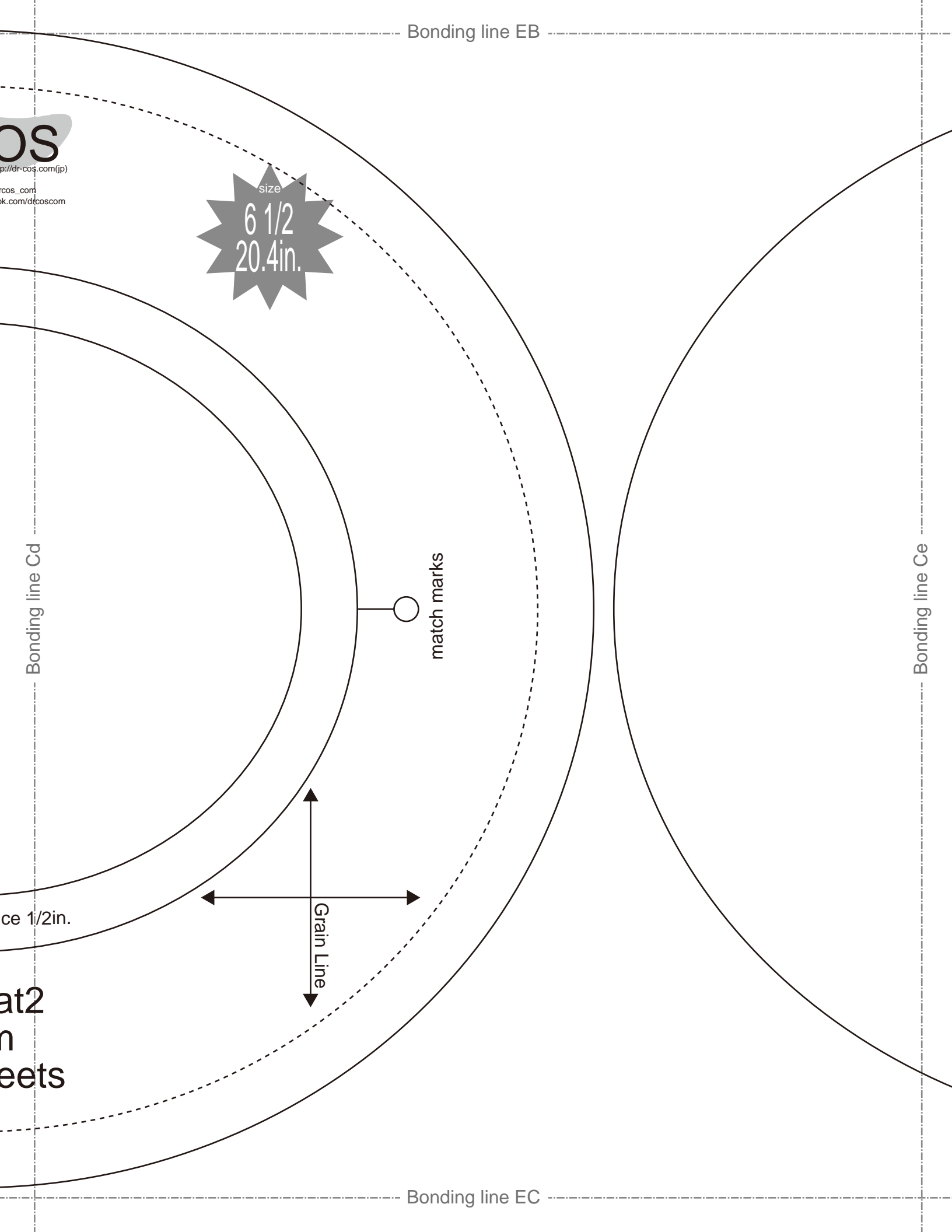
Bonding line Ce

ce 1/2in.

Grain Line

at2
n
eets

Bonding line EC



DRCOS

SITE <http://dr-cos.info/en> <http://dr-cos.com/jp>

MAIL info@dr-cos.com

Twitter https://twitter.com/@drcos_com

facebook <https://www.facebook.com/drcoscom>

Bonding line Ae



**Tophat2
Brim
fusible interfacing
one sheets**

Bonding line FA

DRCOS

SITE [http://dr-cos.info\(en\)](http://dr-cos.info(en)) [http://dr-cos.com\(jp\)](http://dr-cos.com(jp))
MAIL info@dr-cos.com
Twitter https://twitter.com/@drcos_com
facebook <https://www.facebook.com/drcoscom>



**Tophat2
Top
fusible interfacing
one sheets**