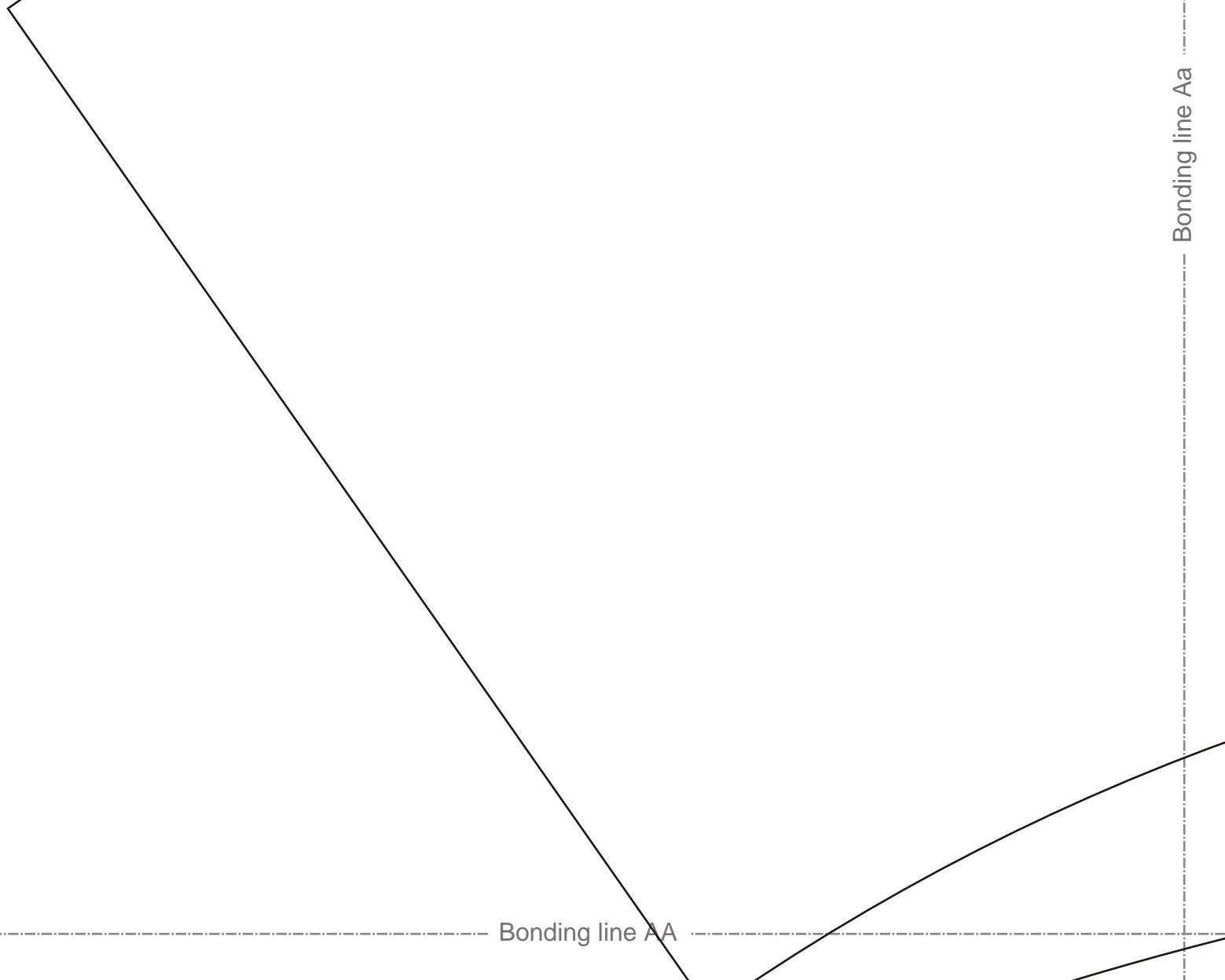


[Home](#)
[Back to Tophat2 page](#)

Bonding line AA

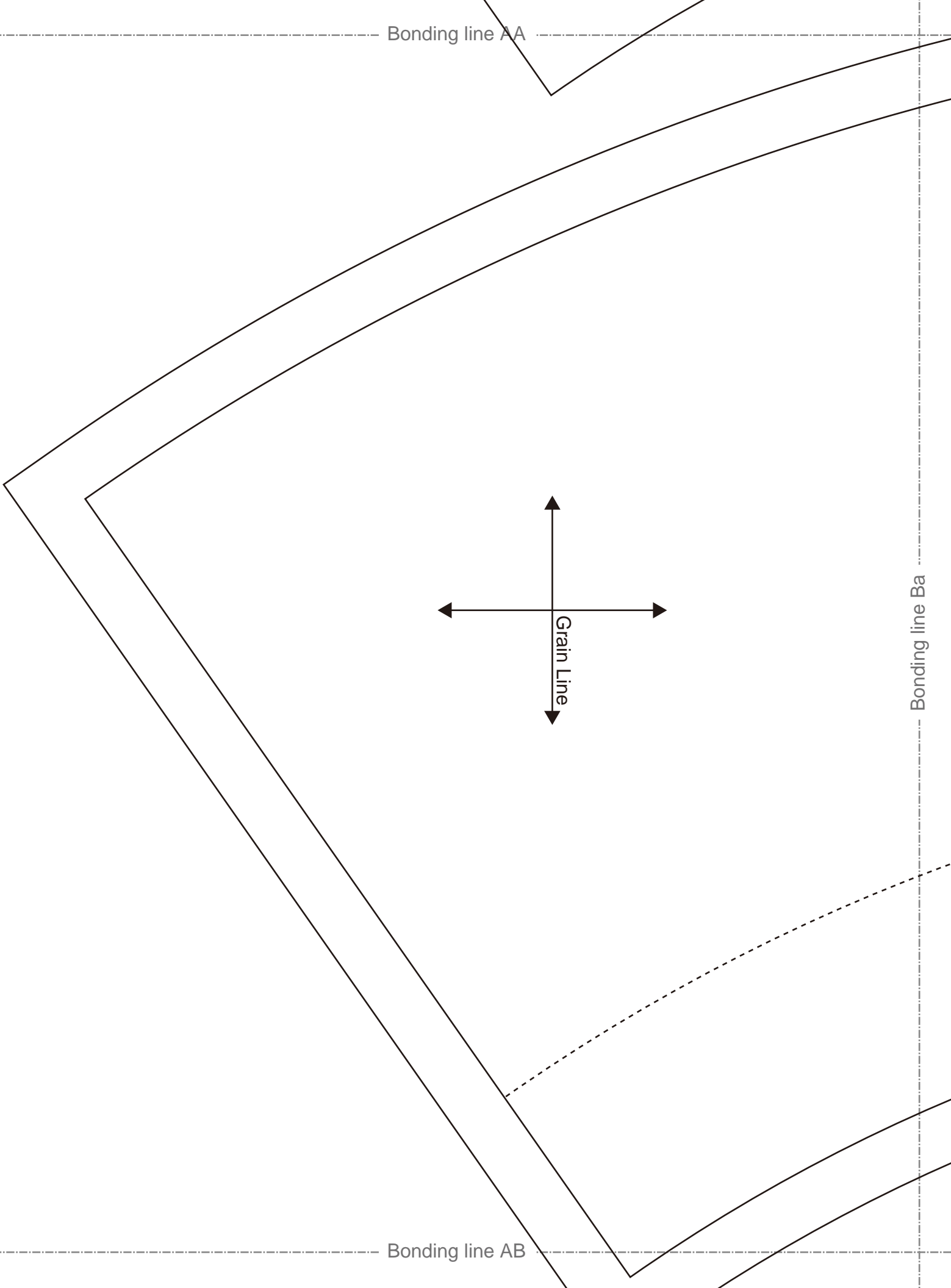
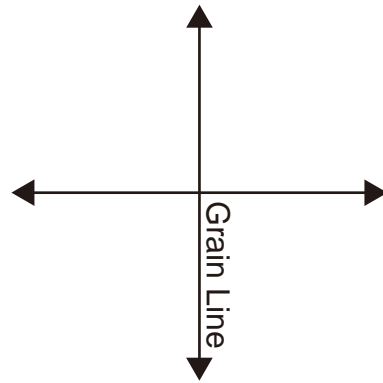
Bonding line Aa



Bonding line AA

Bonding line AB

Bonding line Ba



Bonding line AB

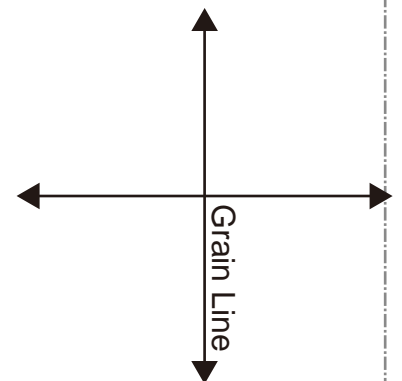
DRCOS

SITE [http://dr-cos.info\(en\)](http://dr-cos.info(en)) [http://dr-cos.com\(jp\)](http://dr-cos.com(jp))
MAIL info@dr-cos.com
Twitter https://twitter.com/@drcos_com
facebook <https://www.facebook.com/drcoscom>

size
5 3/4
18.1in.

match marks

Tophat2
Top
one sheets



Seam allowance 1/2in.

Bonding line AC

Bonding line Ca



**Tophat2
Side
fusible interfacing
one sheets**

Bonding line Aa

Bonding line Ab

Bonding line BA



Bonding line BA

match marks

size

5 3/4
18.1in.

Tophat2
Side
one sheets

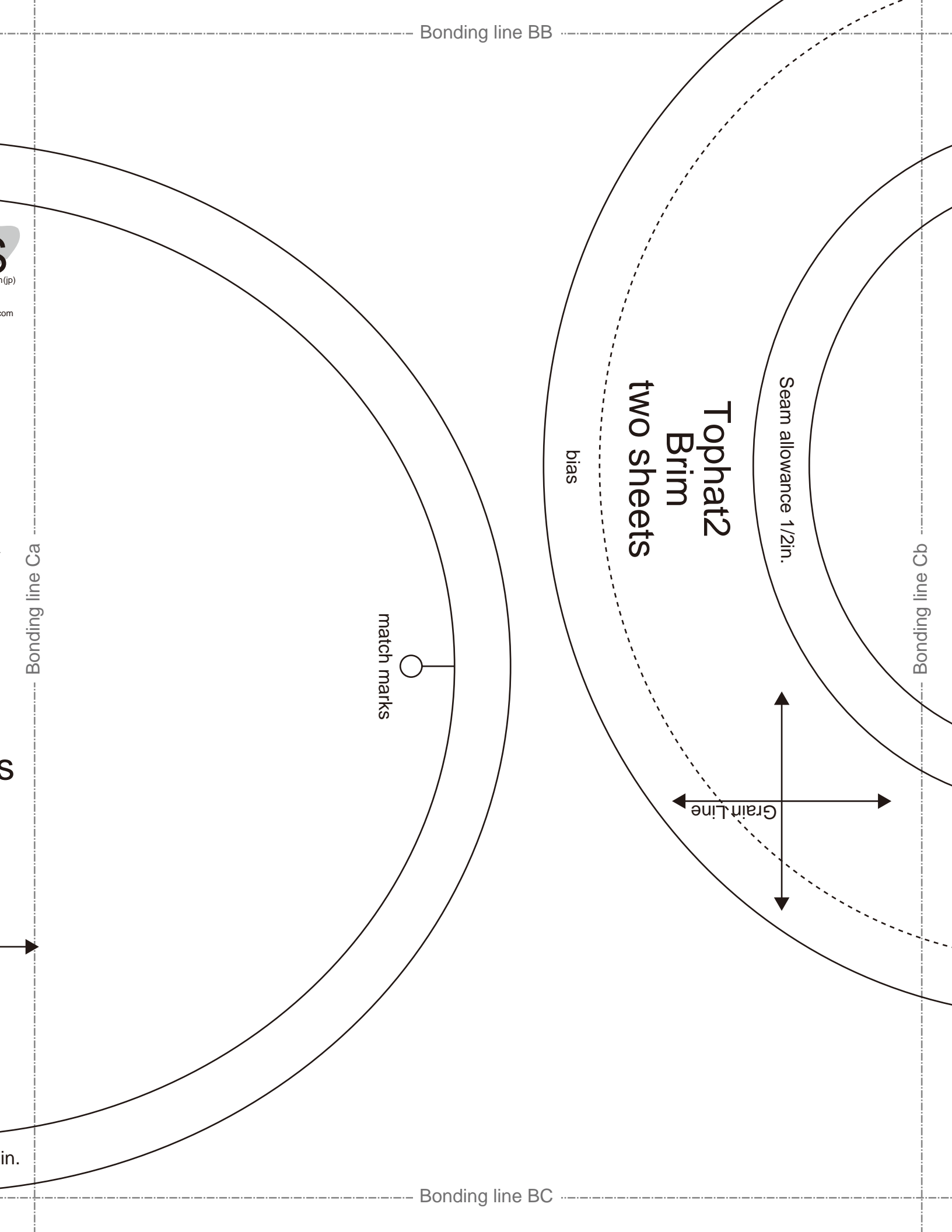
Bonding line Ba

Bonding line Bb

match marks

Seam allowance 1/2in.

Bonding line BB



h.jp
com

S

in.

Bonding line Ab

Bonding line Ac

Bonding line CA



Bonding line CA

How to make

Sorry if I haven't made myself understood (well) in English. You know I'm poor at English.

1. Apply fusible interfacing to "Top" "Side" "Brim"
2. Fold the top of "Sidebelt" by 1 cm with an iron and sew to "Side"
3. Sew the "Side" stitch the stitched part (cut off unnecessary part of the seam allowance)
4. Sew the "Top" and "Side" and cut off the seam allowance 2 mm left
5. Sew the two "Brim" pieces
6. Insert the wire in the bias position of "Brim" and bias
7. Sew the "Brim" and "Side"

Bonding line Bb

Bonding line Bc

Bonding line CB

match marks

Bonding line CB

match marks



DRCOS

SITE <http://dr-cos.info/en> <http://dr-cos.com/lp>
 MAIL info@dr-cos.com
 Twitter <https://twitter.com/dr-cos>
 facebook <https://www.facebook.com/drcoscom>

size
5 3/4
18.1in.

match marks



Bonding line CC

Bonding line Cb

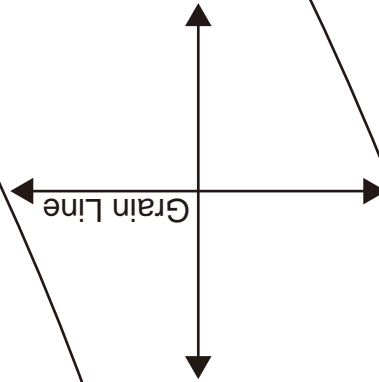
Bonding line Cc

Bonding line Ad

Bonding line Ad

DRCOS

SITE [http://dr-cos.info\(en\)](http://dr-cos.info(en)) [http://dr-cos.com\(jp\)](http://dr-cos.com(jp))
MAIL info@dr-cos.com
Twitter https://twitter.com/drcos_com
facebook <https://www.facebook.com/drcoscom>



Tophatz2
Side Belt
one sheets

Seam allowance

Bonding line DA



Bonding line DA

allowance 1/2in.

size
5 3/4
8.1in.

Bonding line Bc

DRCOS

SITE [http://dr-cos.info\(en\)](http://dr-cos.info(en)) [http://dr-cos.com\(jp\)](http://dr-cos.com(jp))
MAIL info@dr-cos.com
Twitter https://twitter.com/@drcos_com
facebook <https://www.facebook.com/drcoscom>

Bonding line Bd

DRCOS

SITE [http://dr-cos.info\(en\)](http://dr-cos.info(en)) [http://dr-cos.com\(jp\)](http://dr-cos.com(jp))
MAIL info@dr-cos.com
Twitter https://twitter.com/@drcos_com
facebook <https://www.facebook.com/drcoscom>

Bonding line DB

Bonding line DB

Tophat2
Brim

fusible interfacing
one sheets

DRCOS

Site: <http://drcos.info/en> | <http://drcos.com/jp>
MAIL: info@drcos.com
Twitter: <https://twitter.com/drcos>
facebook: <https://www.facebook.com/drcoscom>

size
5 3/4
18.1in.

Tophat2
Top

fusible interfacing
one sheets

Bonding line DC

Bonding line Cc

Bonding line EB

Bonding line Ce

DRCOS

SITE <http://dr-cos.info/en> <http://dr-cos.com/jp>
MAIL info@dr-cos.com
Twitter <https://twitter.com/v@drcos.com>
facebook <https://www.facebook.com/drcoscom>

size
5 3/4
18.1in.

Bonding line EC

Top hat 2
Brim