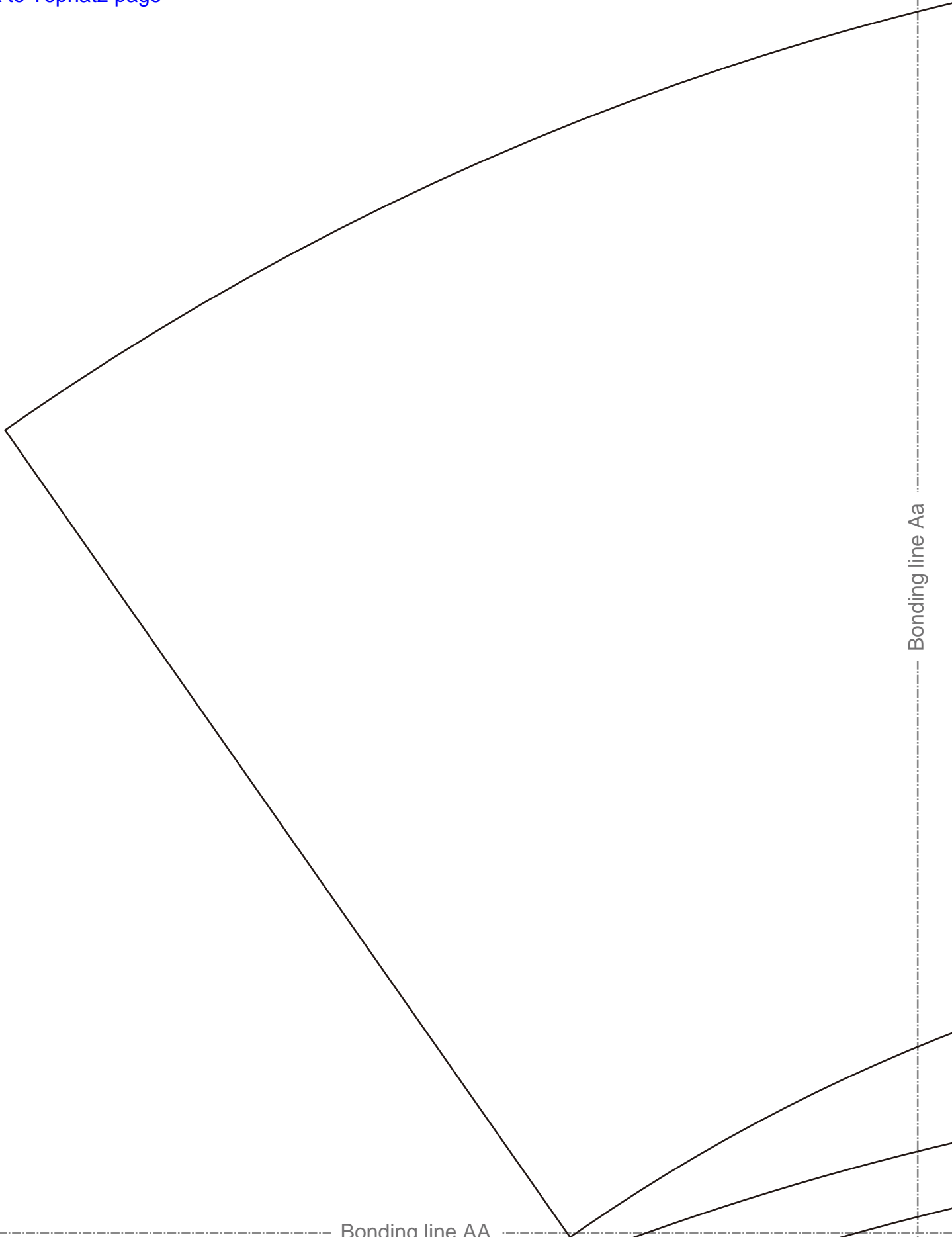


[Home](#)

[Back to Tophat2 page](#)



Bonding line AA

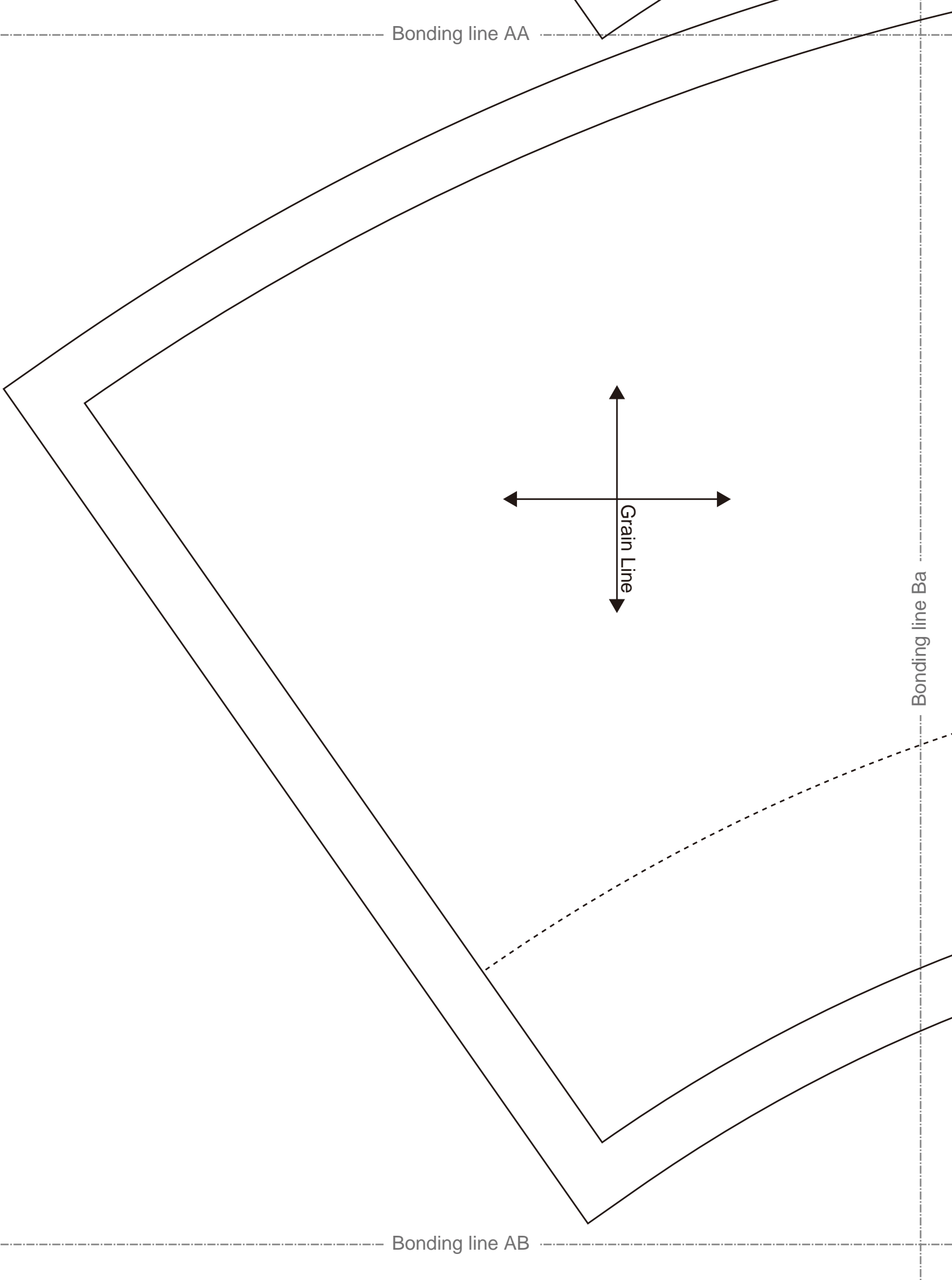
Bonding line Aa

Bonding line AA

Bonding line AB

Bonding line Ba

Grain Line





Tophat2  
Side  
fusible interfacing  
one sheets

Bonding line Aa

Bonding line Ab



Bonding line BA match marks

Bonding line BA match marks

Tophat2  
Side  
one sheets



Bonding line Ba

Bonding line Bb

3.  
4.  
5.  
6.11  
7.8

match marks



Seam allowance 1/2in.

Bonding line BB

Bonding line Ab

Bonding line A

Bonding line CA

**DR**

SITE <http://dr-co>  
MAIL [info@dr-co](mailto:info@dr-co)  
Twitter <https://twitter.com/dr-co>  
facebook <https://facebook.com/dr-co>

Bonding line CA

### How to make

Sorry if I haven't made myself understood (well) in English. You know I'm poor at English.

1. Apply fusible interfacing to "Top" "Side" "Brim"
2. Fold the top of "Sidebelt" by 1 cm with an iron and sew to "Side"
3. Sew the "Side" stitch the stitched part (cut off unnecessary part of the seam allowance)
4. Sew the "Top" and "Side" and cut off the seam allowance 2 mm left
5. Sew the two "Brim" pieces
6. Insert the wire in the bias position of "Brim" and bias
7. Sew the "Brim" and "Side"

Bonding line Bb

Bonding line Bc

Bonding line CB

**DR**

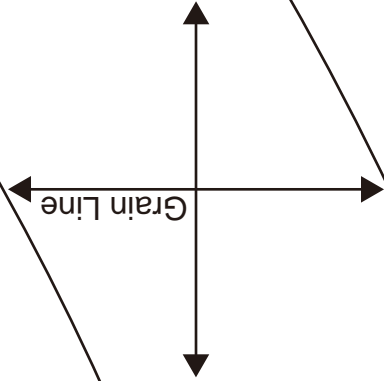
SITE <http://dr-cos.it>  
MAIL [info@dr-cos.it](mailto:info@dr-cos.it)  
Twitter <https://twitter.com/dr-cos>  
facebook <https://www.facebook.com/dr-cos>

# DRCOS

SITE [http://dr-cos.info\(en\)](http://dr-cos.info(en)) [http://dr-cos.com\(jp\)](http://dr-cos.com(jp))  
MAIL [info@dr-cos.com](mailto:info@dr-cos.com)  
Twitter [@drcos\\_com](https://twitter.com/@drcos_com)  
facebook <https://www.facebook.com/drcoscom>

Bonding line Ad

Bonding line Ad



**Tophat2**  
**Side Belt**  
**one sheets**

Seam allowance 1/2in



Bonding line DA

Bonding line DA

nceal/2in.

# DRCOS

TE [http://dr-cos.info\(en\)](http://dr-cos.info(en)) [http://dr-cos.com\(jp\)](http://dr-cos.com(jp))  
MAIL [info@dr-cos.com](mailto:info@dr-cos.com)  
/itter [https://twitter.com/drcos\\_com](https://twitter.com/drcos_com)  
ebook <https://www.facebook.com/drcoscom>

Bonding line Bc

# DRCOS

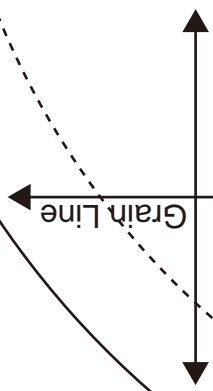
SITE [http://dr-cos.info\(en\)](http://dr-cos.info(en)) [http://dr-cos.com\(jp\)](http://dr-cos.com(jp))  
MAIL [info@dr-cos.com](mailto:info@dr-cos.com)  
Twitter [https://twitter.com/drcos\\_com](https://twitter.com/drcos_com)  
facebook <https://www.facebook.com/drcoscom>

Bonding line DB

bias

## Tophatz Brim two sheets

Seam allowance 1/2in.





Bonding line Ae

Seam allowance 1/2in.

**DRCOS**  
 SITE <http://dr-cos.info/en> <http://dr-cos.com/jp>  
 MAIL [info@dr-cos.com](mailto:info@dr-cos.com)  
 Twitter <https://twitter.com/dr-cos>  
 facebook <https://www.facebook.com/drcoscom>

size  
 5 1/2  
 17.3in.

**Tophatz2  
 Top**  
 fusible interfacing  
 one sheets

Bonding line Ad

Bonding line EA

Bonding line EA

fusible interfacing  
one sheets

Brim

**DRCOS**  
SITE <http://dr-cos.info/en/> <http://dr-cos.com/fp/>  
MAIL [info@dr-cos.com](mailto:info@dr-cos.com)  
Twitter! [@drcos\\_com](https://twitter.com/@drcos_com)  
facebook <https://www.facebook.com/drcoscom>

size  
5 1/2  
17.3in.

match marks

match marks

Bonding line Bd  
Seam allowance 1/2in.

Bonding line EB

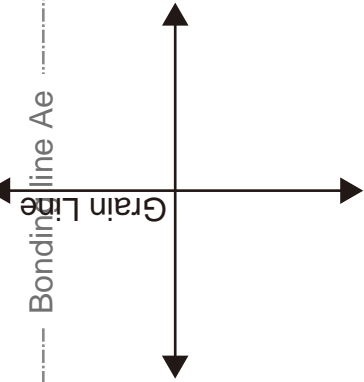
**DRCOS**  
SITE <http://dr-cos.info/en> | <http://dr-cos.com/jp>  
MAIL [info@dr-cos.com](mailto:info@dr-cos.com)  
Twitter [@dr-cos\\_com](https://twitter.com/dr-cos_com)  
facebook <https://www.facebook.com/drcoscom>

size  
**5 1/2**  
**17.3in.**

**Tophat2**  
**Top**  
**one sheets**

match marks

match marks



Bonding line FA

Bonding line FA



**DRCOS**  
 SITE <http://dr-cos.intel/en> <http://dr-cos.com/lp>  
 MAIL [info@dr-cos.com](mailto:info@dr-cos.com)  
 Twitter [@drcos\\_com](https://twitter.com/@drcos_com)  
 facebook <https://www.facebook.com/drcoscom>

size  
**5 1/2**  
**17.3in.**

Bonding line FB

**Tophatz2**  
 Be  
**PrinM**

Bonding line Be