

[Home](#)  
[Back to Tophat page](#)



**Tophat  
Side  
one sheets**

Bonding line Aa

Bonding line AA

Bonding line AA

Bais

two sheets  
Brim  
Tophat



Seam allowance 1/2in.

Grain Line

match marks


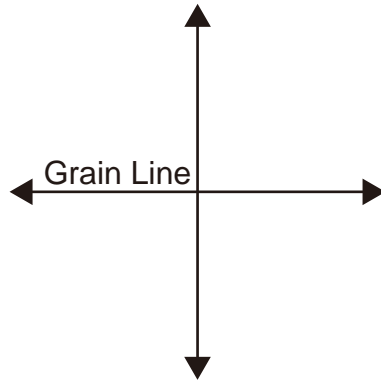
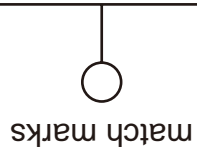


Bonding line Ba

SITE <http://dr-cos.com>  
MAIL [info@dr-cos.com](mailto:info@dr-cos.com)  
Twitter <https://twitter.com/dr-cos.com>  
facebook <https://www.facebook.com/dr-cos.com>

**DRCOS**

Bonding line AB



### How to make

Sorry if I haven't n  
in English. You kn

- 1.iron on the inter
- 2."side" is sew up
- 3."top" and "side"
- 4."brim" is sew up
- The surface and t
- 5.two "brims" are
- 6.In a "brim", bias
7. "side" "brim" is

Bonding line BA

Bonding line Ba

match marks

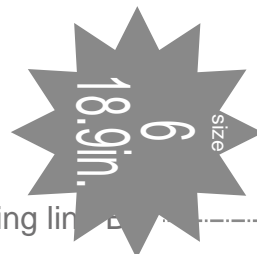
Bonding line Bb

match marks

Seam al

Grain L

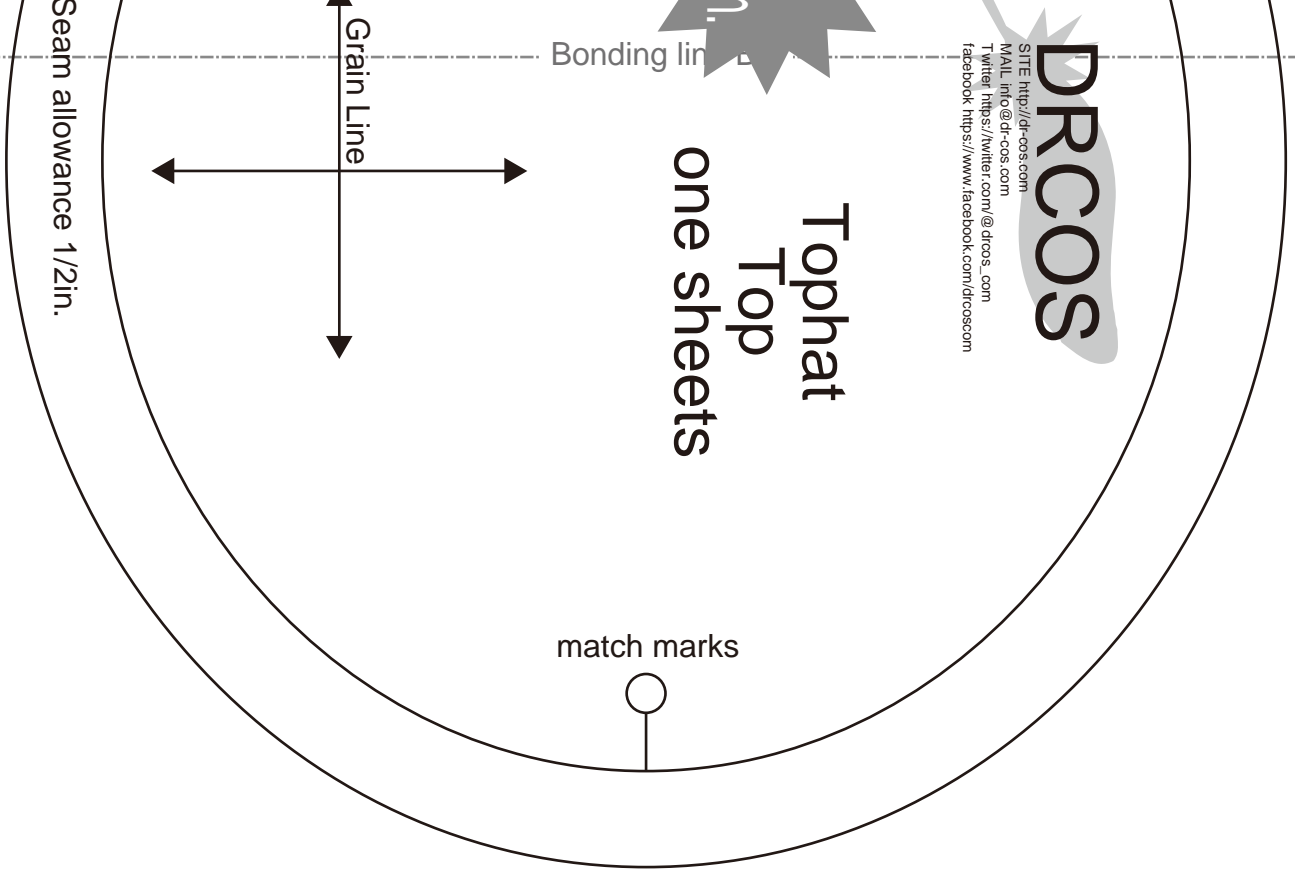
Bonding line Bc



DI  
SITE <http://www.diplo.com>  
MAIL [info@diplo.com](mailto:info@diplo.com)  
Twitter [diplo](https://twitter.com/diplo)  
facebook [diplo](https://www.facebook.com/diplo)



Bonding line Ca



**DRCOS**  
 SITE <http://dr-cos.com>  
 MAIL [info@dr-cos.com](mailto:info@dr-cos.com)  
 Twitter [@drcos\\_com](https://twitter.com/@drcos_com)  
 facebook <https://www.facebook.com/drcoscom>

**Tophat  
 Top  
 one sheets**

Bonding line

Seam allowance 1/2in.

Grain Line

match marks

Bonding line Cb



**DRCOS**

SITE <http://dr-cos.com>  
 MAIL [info@dr-cos.com](mailto:info@dr-cos.com)  
 Twitter [@drcos\\_com](https://twitter.com/@drcos_com)  
 facebook <https://www.facebook.com/drcoscom>

**Tophat  
 Top  
 interfacing (heavy weight)  
 two sheets**

Bonding line BC

size  
**6**  
 18.9in.

# DRCOS

SITE <http://dr-cos.com>  
MAIL [info@dr-cos.com](mailto:info@dr-cos.com)  
Twitter [https://twitter.com/@drcos\\_com](https://twitter.com/@drcos_com)  
facebook <https://www.facebook.com/drcoscom>

ake  
haven't made myself understood (well)  
. You know I'm poor at English.

the interfacing (heavy weight) to "top" "side" "brim"  
sew up and loop  
d "side" sew pieces  
s sew up and loop  
ce and the back are same.  
ms" are sewn up by a dotted line.  
m", bias (A wire is put in.)  
brim" is sewn up.

Seam allowance 1/2in.

Bonding line Ac

Bonding line CA

Bonding line CA

**DRCOS**

SITE <http://dr-cos.com>  
MAIL [info@dr-cos.com](mailto:info@dr-cos.com)  
Twitter [@drcos\\_com](https://twitter.com/@drcos_com)  
facebook <https://www.facebook.com/drcoscom>

Bonding line Bb

Bonding line Bc



**Tophat  
Brim**  
interfacing (heavy weight)  
**two sheets**

Bonding line CB

Bonding line Ac


Bonding line Ad

one she  
interfacing(heavy  
Side  
Topha



Bonding line





opphat  
Side  
g (heavy weight)  
sheets

Bonding line Bc

Bonding line Bd

Bonding line DB