

[Home](#)

[Back to Shrinemaiden page](#)

Bonding line Aa

Bonding line AA

Bonding line AA

Bonding line AB

Bonding line Ba



Bonding line AB

Bonding line Ca

Bonding line AC

Back b

K body side

Bonding line AC

Bonding line Da

Bonding line AD

Bonding line AD

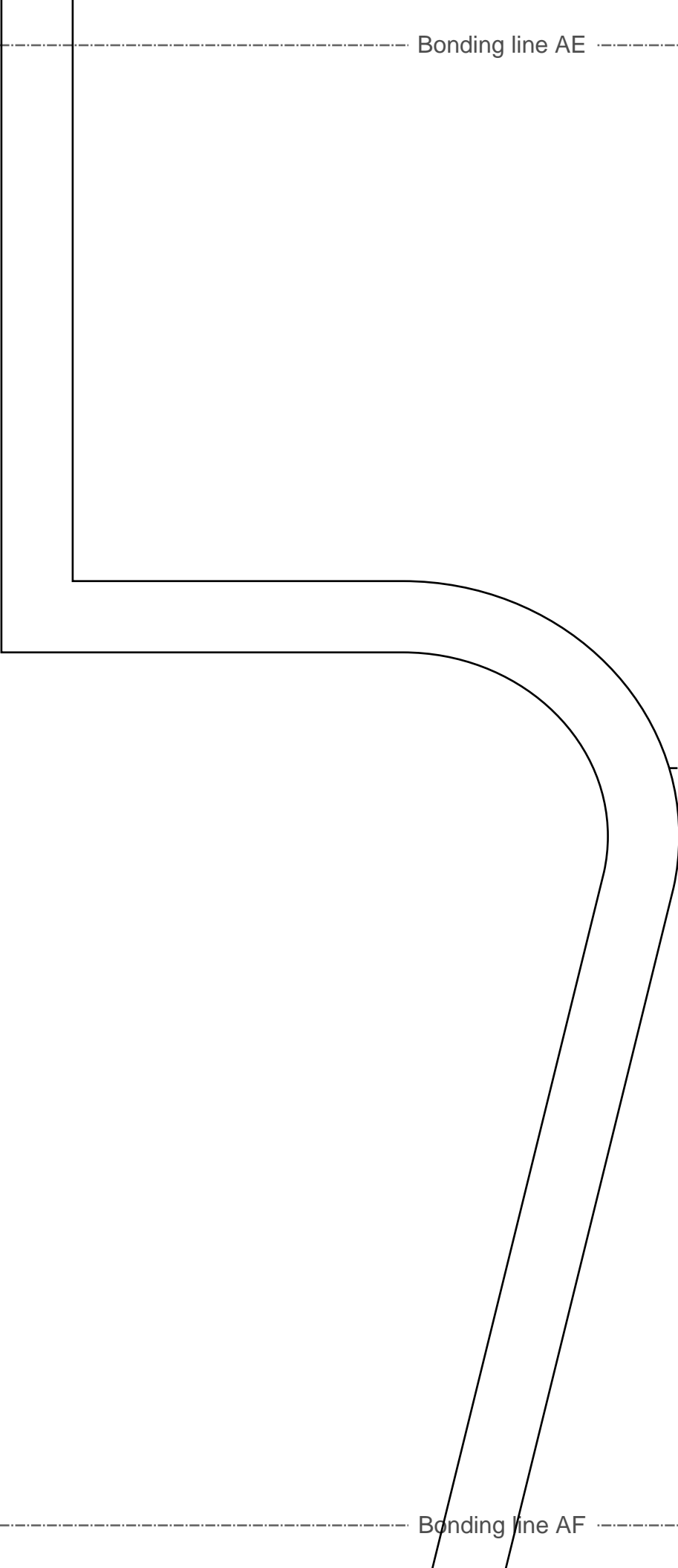
Bonding line Ea

Bonding line AE

Bonding line AE

Bonding line Fa

Bonding line AF

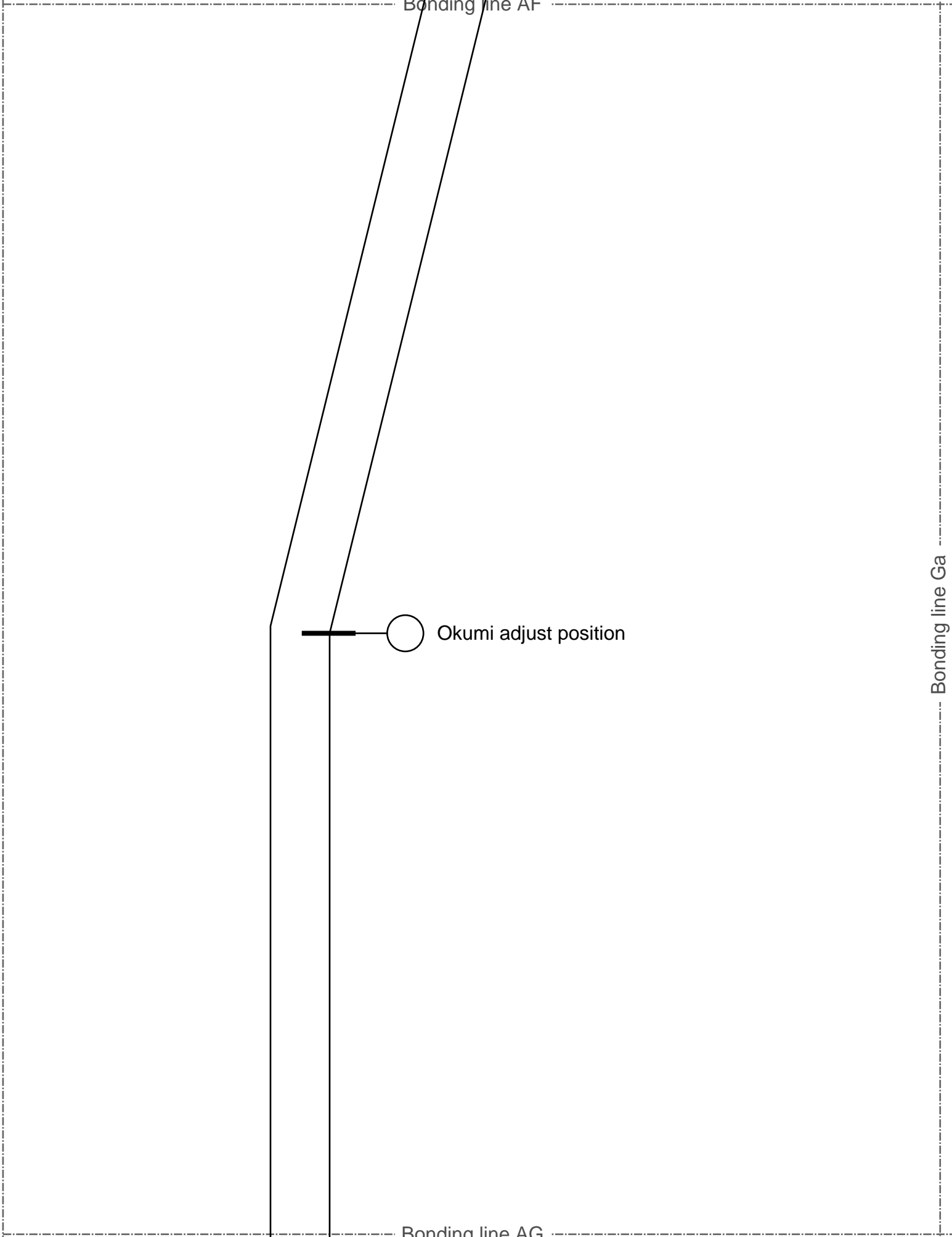


Bonding line AF

Okumi adjust position

Bonding line AG

Bonding line Ga



Bonding line AG

LADIES

Shrine Maiden
Body
two she

Bonding line AH

Bonding line AH

Bonding line AH

Front body side
Bonding line ra

Bonding line AI

Bonding line AI

Bonding line AJ



Grain Line

Bonding line Ja

Bonding line AJ

Bonding line Ka

Seam allowance 1/2"

Sea

Bonding line Aa

Bonding line BA

Bonding line Ab

Bonding line BA

Bonding line Ba

Bonding line Bb

Bonding line BB

Bonding line BB

Bonding line Ca

Bonding line Cb

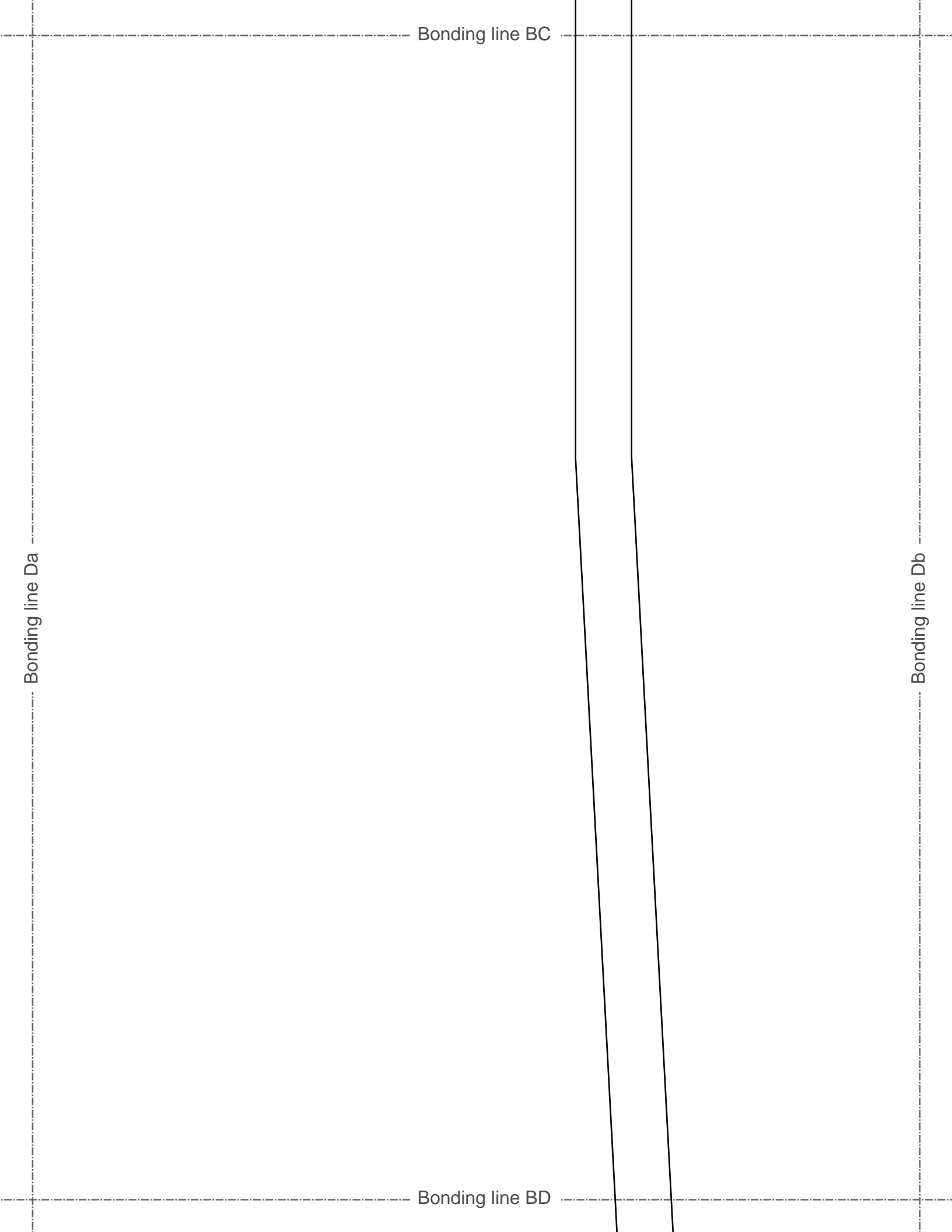
Bonding line BC

Bonding line BC

Bonding line Da

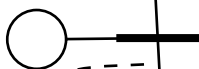
Bonding line Db

Bonding line BD

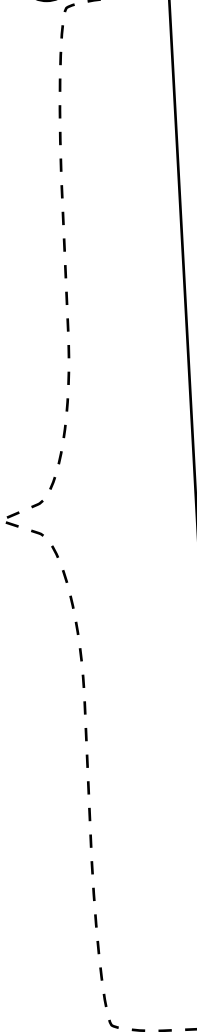


Bonding line BD

Sewing stop position



Fold and sew



Sleeve sewing stop



Bonding line BE

Bonding line Ea

Bonding line Eb


Bonding line BE

Bonding line Fa

Bonding line Fb



Bonding line BF



Bonding line BF

Sleeve sewing stop

Fold and sew

Sewing stop position

Bonding line BG

Bonding line Ga

Bonding line Gb

Bonding line BG



aiden(Miko)
Body
sheets

Bonding line Bg

Bonding line Hb

Bonding line BH


Front body side

Bonding line 1a

Bonding line BH

Bonding line BI

Bonding line 1b



Grain | line

Bonding line Ja

Bonding line B1

Bonding line B2

Bonding line Jb

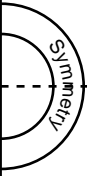
Bonding line BJ

Bonding line Ka

Bonding line Kb

nce 1/2in.

Bonding line Ab



LADIES' ^{size} IT

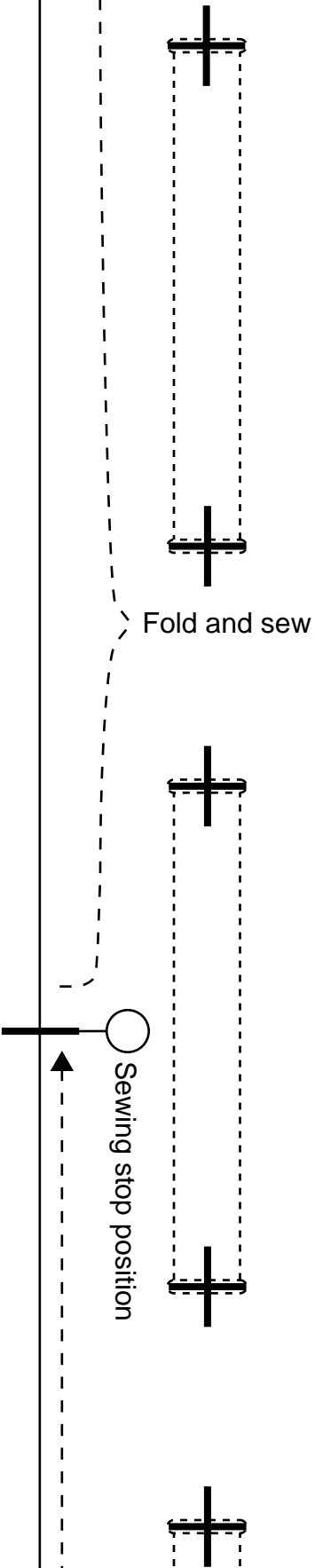
Bonding line Ac



Bonding line CA

Bonding line CA

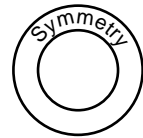
Bonding line Bb



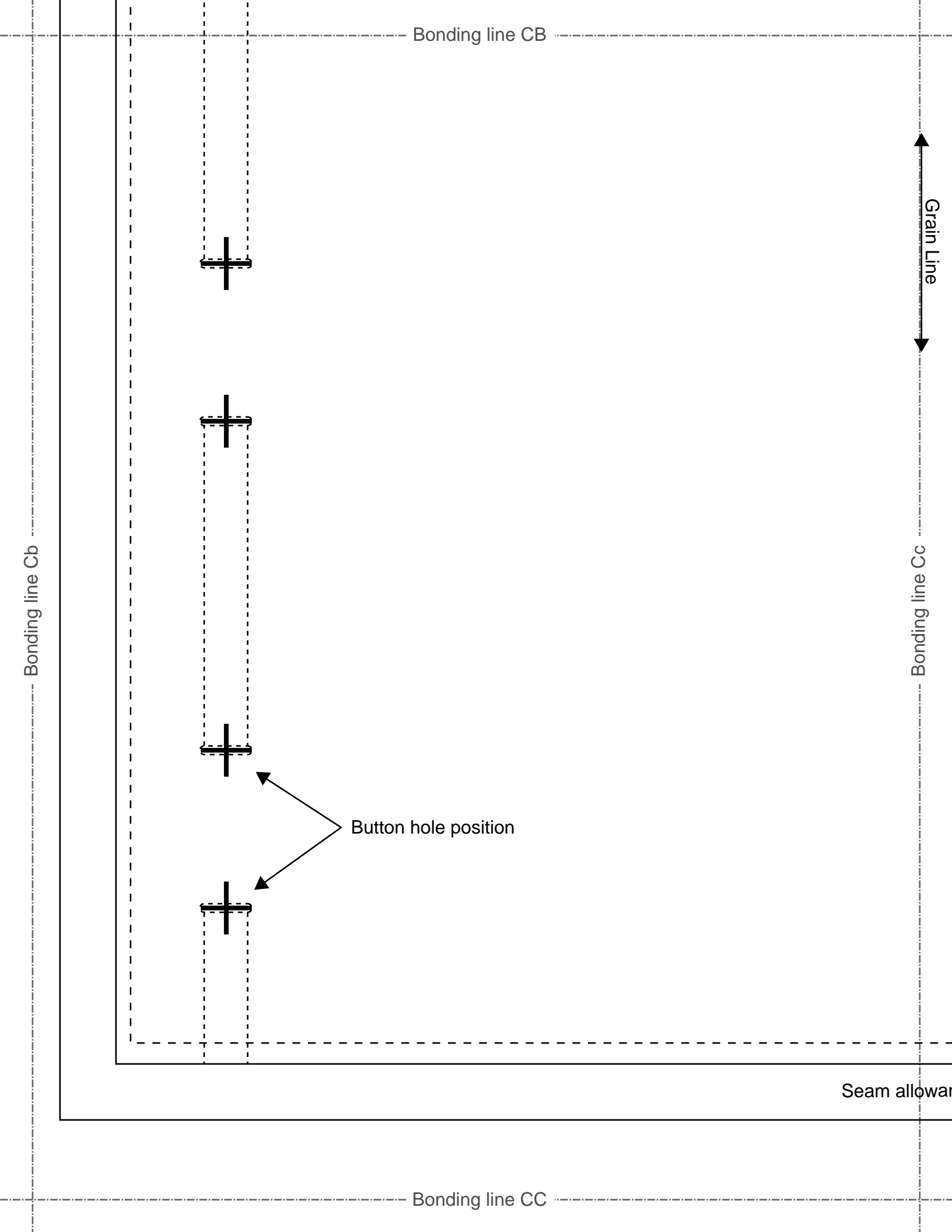
Bonding line CB

LADIES

Shrine Maiden
sleeve
two sheets



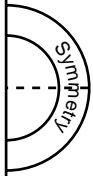
Bonding line



Bonding line CE

Bonding line Fb

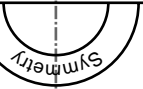

Bonding line Fc



Bonding line CF

Bonding line Ac

Shrine Maiden(Miko) Outside collar one sheets



Bonding line DA

Bonding line Ad

Okumi adjust position



Bonding line DA



Maiden(Miko)
leeve
sheets

Bonding line

Bonding line Bd

Sleeve sewing stop



Bonding line DB

Bonding line DB

Grain Line

Fold and sew

Bonding line Cc

Bonding line Cd

DRCOS

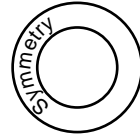
SITE [http://dr-cos.info\(en\)](http://dr-cos.info(en)) [http://dr-cos.com\(jp\)](http://dr-cos.com(jp))
MAIL info@dr-cos.com
Twitter [@drcos_com](https://twitter.com/@drcos_com)
facebook <https://www.facebook.com/drcoscom>

allowance 1/2in.

Bonding line DC

LADIES' ^{size} IT

**Shrine Maiden(Miko)
Inside collar
one sheets**





Okumi adjust position

Bonding line Ad

Bonding line Ae

Bonding line EA

Bonding line EE



Okumi adjust position

Bonding line Fd

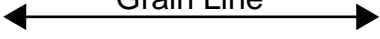
Bonding line Fe

Bonding line EF

Bonding line Ae

Bonding line Af

Grain Line



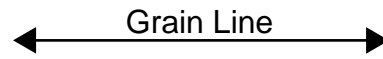
Bonding line FA

Bonding line FE

Bonding line Fe

Bonding line Ff

Grain Line



Bonding line FF

Bonding line Af



Seam allowance 1/2in.

Bonding line GA

Bonding line Ag

Bonding line GA

Bonding line Bf

Bonding line Bg



DRCOS

SITE <http://dr-cos.info/en> <http://dr-cos.com/jp>

MAIL info@dr-cos.com

Twitter https://twitter.com/@drcos_com

facebook <https://www.facebook.com/drcoscom>

Bonding line GB

Bonding line GB

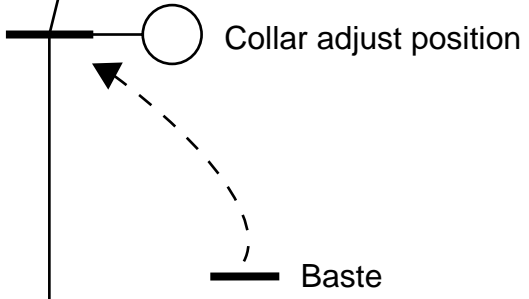
Bonding line Cf

Bonding line Cg

Bonding line GC

Collar adjust position

Baste



Bonding line GC

LADIES'  size

Shrine Maiden(Miko)
Okumi
two sheets

Bonding line Df

Bonding line Dg

Bonding line GD



Bonding line GD

Grain Line



Bonding line Ef

Bonding line Eg

Seam allowance 1/2in.

Bonding line GE

Bonding line GE

Bonding line Ff



Seam allowance 1/2in.

Bonding line Fg

Bonding line GF