



DRCOS

SITE [http://dr-cos.info\(en\)](http://dr-cos.info(en)) [http://dr-cos.com\(jp\)](http://dr-cos.com(jp))
MAIL info@dr-cos.com
Twitter https://twitter.com/@drcos_com
facebook <https://www.facebook.com/drcoscom>

gathered frills 1st level

Bonding line AA

Bonding line Aa

Bonding line AA



gathered frills 2nd level

gathered frills 3rd level

gathered frills 4th level

Bonding line AB

Bonding line Ba

Bonding line AB

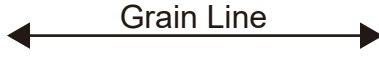


Grain Line

Bonding line Ca

Bonding line AC

Bonding line AC



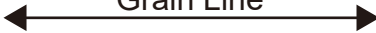
Bonding line Da

Bonding line AD

Bonding line AD



Grain Line



Bonding line Ea

Bonding line AE

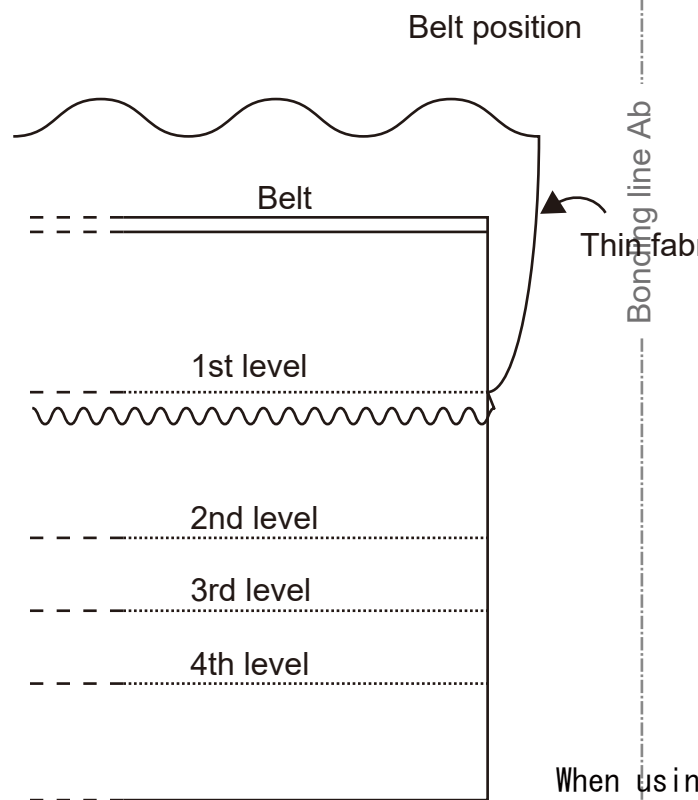
Bonding line AE



Bonding line Fa

LADIES' size F

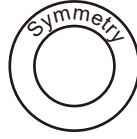
Bonding line Aa



Bonding line BA

Bonding line BA

Short Pannier 19.7in Base Body one sheets



Bonding line Ba

Bonding line Bb

Bonding line BB

Bonding line BB

Bonding line Ca

LADIES'  F

Bonding line Cb

Bonding line BC

Bonding line BC

LADIES'  size

Bonding line Da

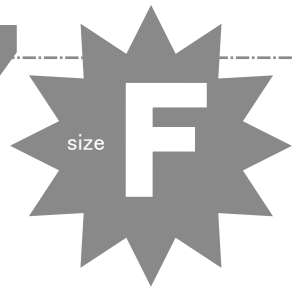
Bonding line Db

Bonding line BD

LADIES'  size

Bonding line BD

LADIES'



size

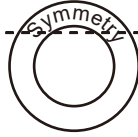
Bonding line Ea

Bonding line Eb

Bonding line BE

LADIES'  size

Short Pannier 19.7in
Belt
one sheets



Bonding line Ab

Thin fabrics face the opposite way

Bonding line Ac

When using 15–30 denier tulle or thin broads, sew the gathered ruffles in the opposite direction to create

Bonding line CA

Bonding line CA

LADIES'  size F

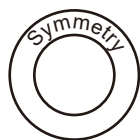
Bonding line Bb

Bonding line Bc

Bonding line CB

Bonding line CB

Bonding line Cb

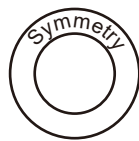


**Short Pannier 19.7in
gathered frills 4th level
two sheets**

Bonding line Cc

Bonding line CC

Bonding line CC



Short Pannier 19.7in
gathered frills 3rd level
two sheets

Bonding line Db


Bonding line Dc

Bonding line CB



Short Pannier 19.7in

Bonding line CD



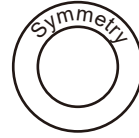
Short Pannier 19.7in gathered frills 2nd level two sheets

Bonding line Eb

Bonding line Ec

Bonding line CE

Bonding line CE



Short Pannier 19.7
gathered frills 1st le
two sheets

Bonding line Fb

Bonding line Fc

DRCOS

SITE [http://dr-cos.info\(en\)](http://dr-cos.info(en)) [http://dr-cos.com\(jp\)](http://dr-cos.com(jp))
MAIL info@dr-cos.com
Twitter https://twitter.com/drcos_com
facebook <https://www.facebook.com/drcoscom>

Seam allowance 1/2in.

Bonding line Ac

Bonding line Ad

to create volume

Bonding line DA

Bonding line DA

Seam allowance 1/2in.

Bonding line Bc

Bonding line Bd

Bonding line DB

Bonding line DB

Bonding line Cc



Seam allowance 1/2in.

Bonding line Cd



Bonding line DC

Bonding line DC

n
el

Seam allowance 1/2in.

Bonding line Dc

Bonding line Dd



Bonding line DD

Seam allowance 1/2in.

Bonding line DD

Seam allowance 1/2in

Bonding line Ec

Bonding line Ed



Bonding line DE

Bonding line DE

19.7in
st level
S

Bonding line Fc

Seam allowance 1/2in.

Bonding line Fd