

**DRCOS**  
SITE [http://dr-cos.info\(en\)](http://dr-cos.info(en)) [http://dr-cos.com\(jp\)](http://dr-cos.com(jp))  
MAIL [info@dr-cos.com](mailto:info@dr-cos.com)  
Twitter [https://twitter.com/@drcos\\_com](https://twitter.com/@drcos_com)  
facebook <https://www.facebook.com/drcoscom>

Bonding line Aa

gathered frills 1st level

Bonding line AA

Bonding line AA



gathered frills 2nd level

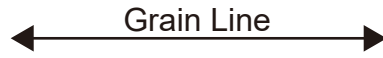
gathered frills 3rd level

gathered frills 4th level

Bonding line AB

Bonding line Ba

Bonding line AB

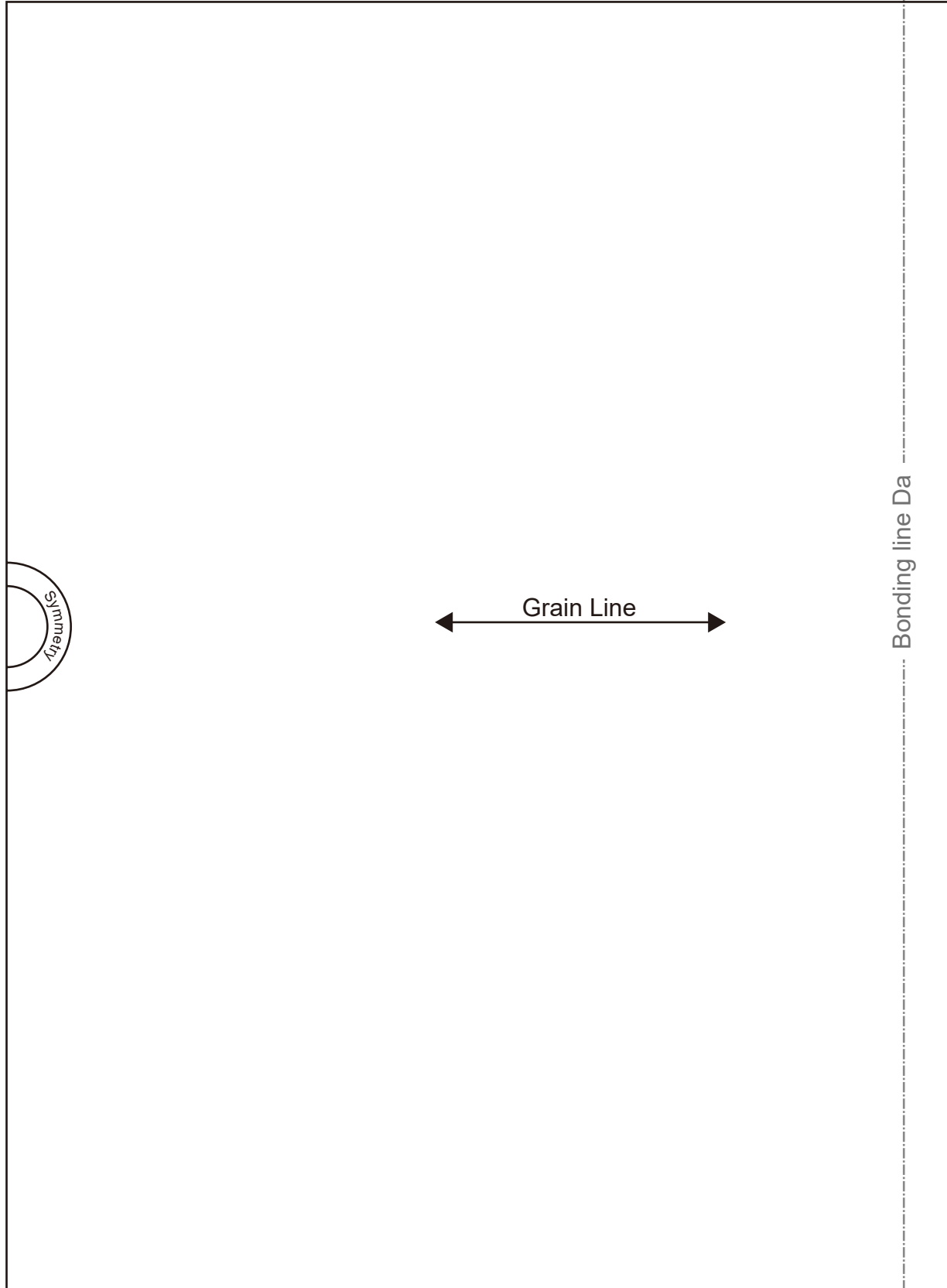


Bonding line Ca

Bonding line AC



Bonding line AC



Bonding line Da

Bonding line AD

**MEN'S**

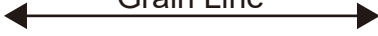
Bonding line Aa

Bonding line Ab

Bonding line BA

Bonding line BA

Grain Line



Sh



Bonding line Ba

Bonding line Bb

Bonding line BB

Bonding line BB

**MEN'S** 

Bonding line Ca

Bonding line Cb

**MEN'S** 

Bonding line BC

Bonding line BC

Bonding line Da

Bonding line Db

**MEN'S** 

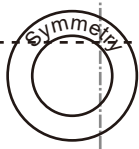
Bonding line BD



S



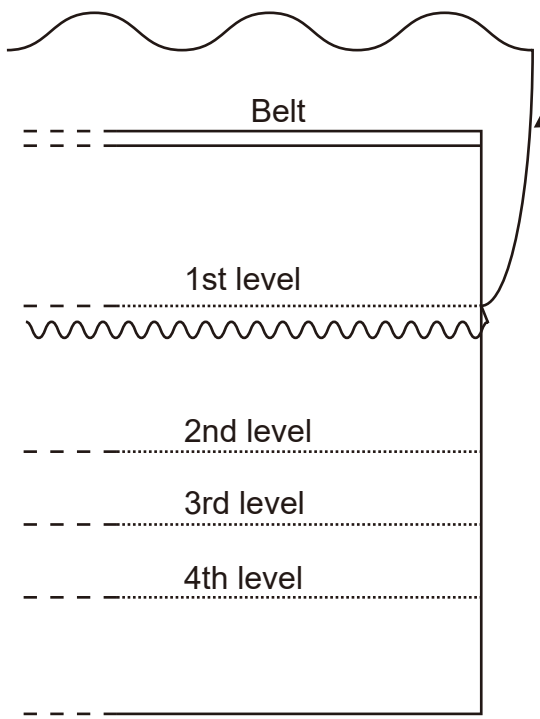
Shor



Belt position

Bonding line Ab

Bonding line Ac



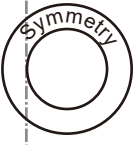
Thin fabrics face the opposite way

When using 15-30 denier tulle or thin broads, sew the gath

Bonding line CA

Bonding line CA

# Short Pannier 17.7in Base Body one sheets

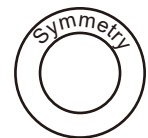
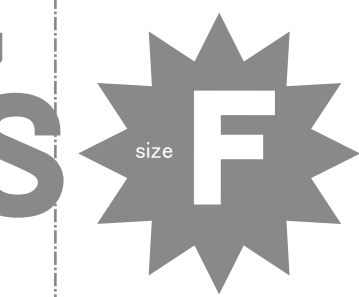


Bonding line Bb

Bonding line Bc

Bonding line CB

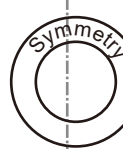

Bonding line CB



S  
g

Bonding line Cb

Bonding line Cc




Bonding line CC

Bonding line CC

Bonding line Db

S



Bonding line Dc



Bonding line CD

Short Pannier 17.7in

Belt



one sheets

Bonding line Ac

Bonding line Ad

the gathered ruffles in the opposite direction to create volume

Bonding line DA

Bonding line DA

**MEN'S**  **F**

Bonding line Bc

Bonding line Bd

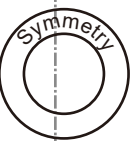
Bonding line DB

Short Pannier 17.7in  
gathered frills 4th level  
two sheets

Bonding line Cc


Bonding line Cd

Short Pannier 17.7in  
gathered frills 3rd level  
two sheets



Bonding line DC

Bonding line Dc



Short Pannier 17.7in  
gathered frills 2nd level  
two sheets

Bonding line Dd

Bonding line DD





**DRCOS**

SITE [http://dr-cos.info\(en\)](http://dr-cos.info(en)) [http://dr-cos.com\(jp\)](http://dr-cos.com(jp))  
MAIL [info@dr-cos.com](mailto:info@dr-cos.com)  
Twitter [https://twitter.com/@drcos\\_com](https://twitter.com/@drcos_com)  
facebook <https://www.facebook.com/drcoscom>

Seam allowance 1/2in.

Bonding line Ad

Bonding line Ae

Bonding line EA

Bonding line EA

Bonding line Bd

Bonding line Be

Bonding line EB

Seam allowance 1/2in.

Bonding line EB



Seam allowance 1/2in.

Bonding line Cd



Seam allowance 1/2in.

Bonding line Ce

Bonding line EC

Bonding line EC



Seam allowance 1/2in.

Bonding line Dd

Bonding line De

Bonding line ED

Bonding line Ae

Bonding line Af

Grain Line



Bonding line FA

Bonding line FA

Bonding line Be

**size**  
**FE**  
**MENS**

Bonding line FB

Bonding line FB

Bonding line Ce



Bonding line Cf

**gathered frills 1st level**  
**two sheets**

Bonding line FC

Bonding line FC

Bonding line De

Bonding line Df

Seam allowance

Bonding line FD



Symmetry

Bonding line Af

Grain Line

Bonding line GA

Bonding line GA

**MEN'S**  
size  
**FE**

Bonding line GB

Bonding line GB

Bonding line GC



**Short Pannier 17.7in**  
**gathered frills 1st level**  
**two sheets**

Bonding line GC

Bonding line Df



allowance 1/2in.

Bonding line GD