



gathered frills 1st level



gathered frills 2nd level

Bonding line AA

Bonding line Aa

Bonding line AA

gathered frills 3rd level

gathered frills 4th level

Bonding line Ba

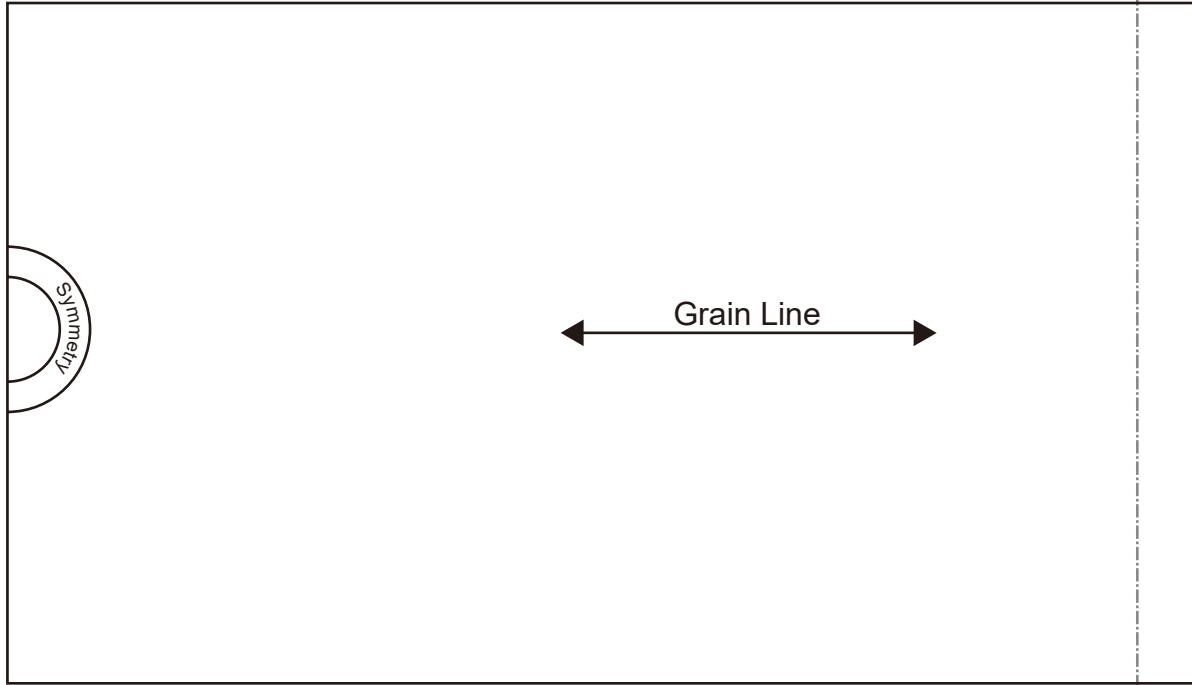


Grain Line

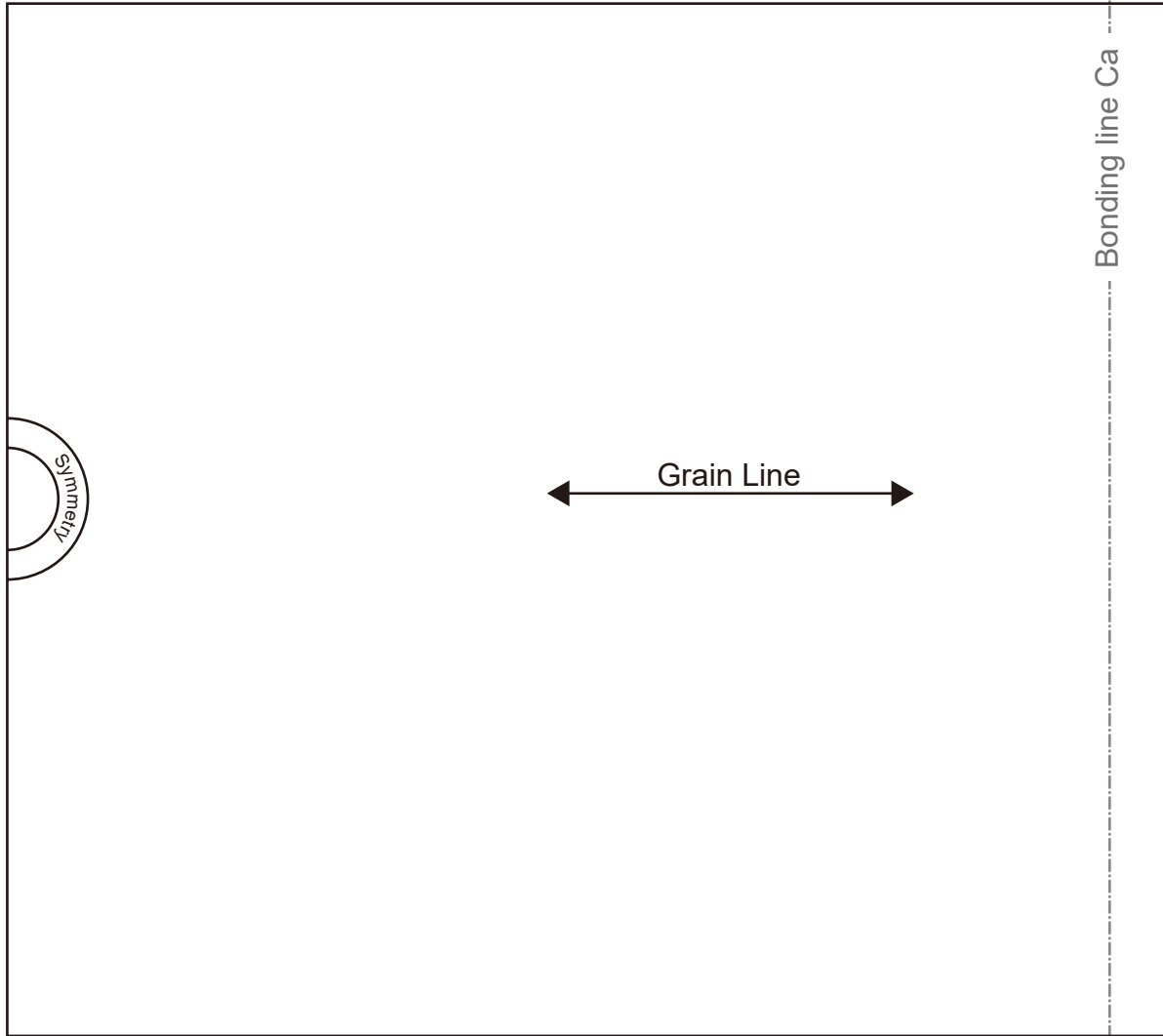


Bonding line AB

Bonding line AB

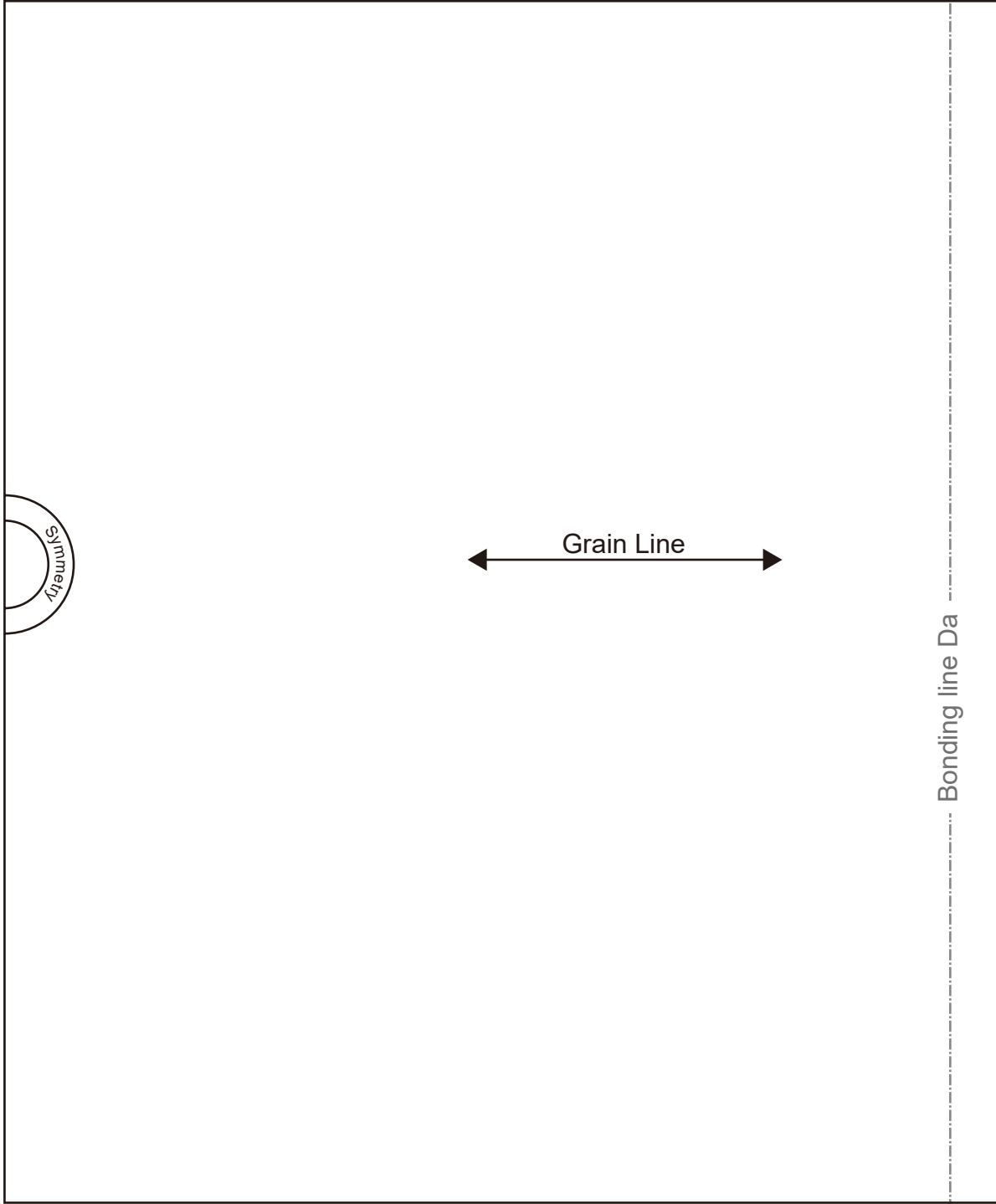


Bonding line Ca



Bonding line AC

Bonding line AC



Bonding line Da

Bonding line AD

Bonding line AD



Bonding line Ea

Bonding line AE

Bonding line Aa

Bonding line Ab

← Grain Line →

Bonding line BA



Bonding line BA

Bonding line Ba

Bonding line Bb

MEN'S

Bonding line BB

Bonding line BB

MEN'S

Bonding line Ca

Bonding line Cb

MEN'S

Bonding line BC

Bonding line BC

Bonding line Da

MEN'S

Bonding line b

Bonding line BD

Bonding line BD

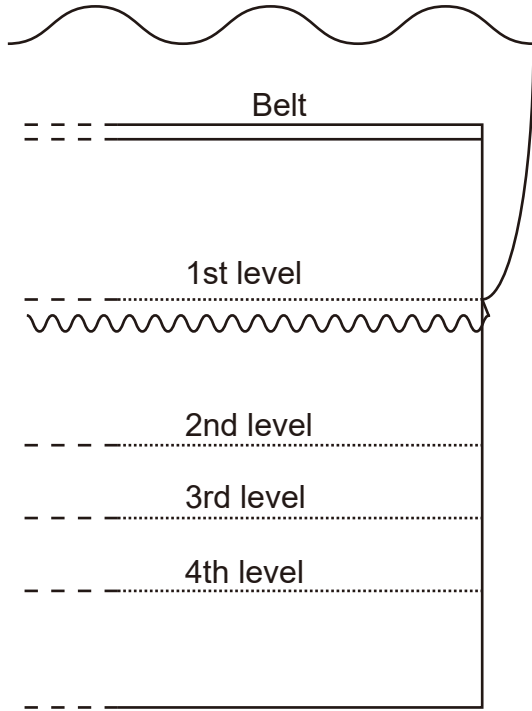
Bonding line Ea

MEN'S

Bonding line Eb

Bonding line BE

Belt position




Thin fabrics face the opposite way

When using 15-30 denier tulle or thin broads, sew the ga

Bonding line Ab

Bonding line Ac

Short Pannier 13.8in
Base Body
one sheets

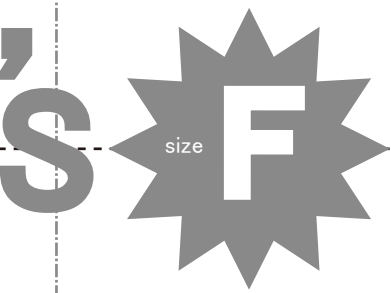


Bonding line CA

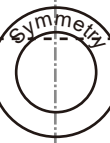
Bonding line CA

Bonding line Bb

Bonding line Bc

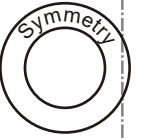
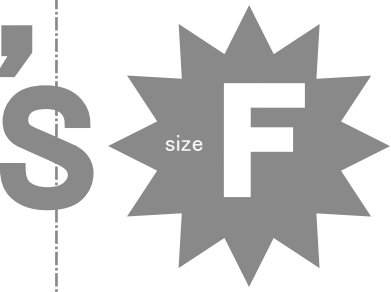


Sho

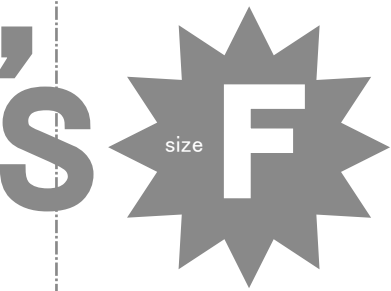


Bonding line CB

Bonding line CB



Bonding line Cb




Bonding line Cc



Bonding line CC

Bonding line CC



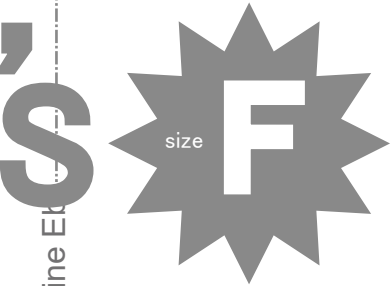
Bonding line b



Bonding line Dc

Bonding line CD

Bonding line CD



Bonding line Et

Bonding line Ec

Bonding line CE

Bonding line Ac

Bonding line Ad

the gathered ruffles in the opposite direction to create volume

MEN'S  **F**
size

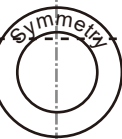
Bonding line DA

Bonding line DA

Bonding line Bc

Bonding line Bd

Short Pannier 13.8in Belt



one sheets


Bonding line DB




Short Pannier 13.8in
gathered frills 4th level
two sheets



Short Pannier 13.8in
gathered frills 3rd level
two sheets



Short Pannier 13.8in
gathered frills 2nd level
two sheets



**Short Pannier 13.8in
gathered frills 1st level
two sheets**

Bonding line Ad

Bonding line Ae

Bonding line EA

Seam allowance 1/2in.

Bonding line EA

Bonding line Bd

Bonding line Be

DRCOS

SITE [http://dr-cos.info\(en\)](http://dr-cos.info(en)) [http://dr-cos.com\(jp\)](http://dr-cos.com(jp))

MAIL info@dr-cos.com

Twitter https://twitter.com/@drcos_com

facebook <https://www.facebook.com/drcoscom>

Seam allowance 1/2in.

Bonding line EB



Seam allowance 1/2in.



Seam allowance 1/2in.



Seam allowance 1/2in.



Bonding line ED

Bonding line Ed

Seam allowance 1/2in.

Bonding line Ee

Bonding line EE