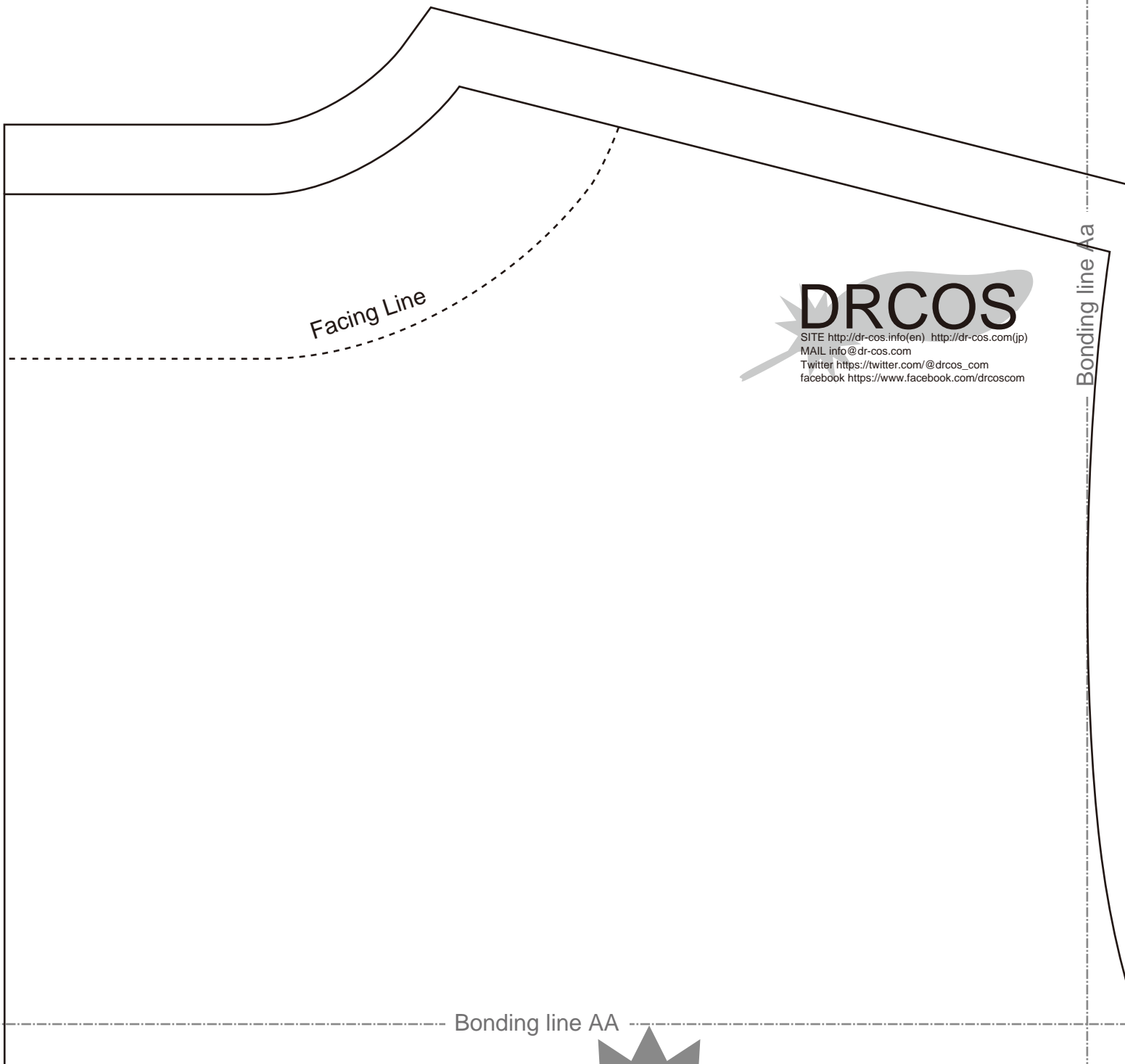


[Home](#)

[Back to Shawl Collar Blouse2 page](#)



Facing Line

DRCOS

SITE [http://dr-cos.info\(en\)](http://dr-cos.info(en)) [http://dr-cos.com\(jp\)](http://dr-cos.com(jp))

MAIL info@dr-cos.com


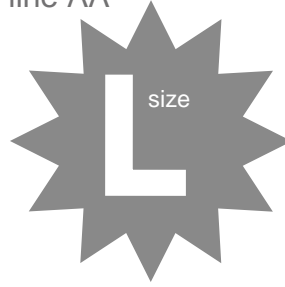
Twitter https://twitter.com/drcos_com

facebook <https://www.facebook.com/drcoscom>

Bonding line AA

Bonding line AA

Bonding line AA



Shawl collar blouse2

Back Body

one sheets



Bonding line AB

Bonding line Ba

Bonding line AB




Bonding line Ca

Bonding line AC



Bonding line Aa



Shawl collar blouse2
Facing two sheets
Fusible interlining two sheets

allowance 1/2in.
Bonding line Ab

DRCOS
SITE: <http://drcos.intelken.com>
MAIL: info@drcos.com
TEL: +86 20 2222 2222
FACED: <https://www.facebook.com/drcos.com>
TWITTER: <https://twitter.com/drcos>
LINKEDIN: <https://www.linkedin.com/company/drcos>


Bonding line BA

Bonding line BA

Bonding line Ba

Bonding line Bb

Bonding line BB



Bonding line BB

Seam allowance 1/2in.

Seam allowance 1/2in.

Bonding line Ca

Bonding line Cb

Bonding line BC

Shawl collar blouse2 Facing two sheets Fusible interlining two sheets



DRCOS

SITE [http://dr-cos.info\(en\)](http://dr-cos.info(en)) [http://dr-cos.com\(jp\)](http://dr-cos.com(jp))
 MAIL info@dr-cos.com
 Twitter [@drcos_com](https://twitter.com/@drcos_com)
 facebook <https://www.facebook.com/drcoscom>

Fusible interlining two sheets

Facing two sheets

Seam allowance

Bonding line Ab

Bonding line Ac

Bonding line CA

Collar position

Facing Line

Grain Line

size


Bonding line CA

Baste

Button position

Bonding line Bb

Bonding line Bc



Shawl collar blouse2
 Front Body
 Two sheets

Bonding line CB



Bonding line CB

Bonding line Cb



Bonding line Cc

Bonding line CC

Seam al

Fac

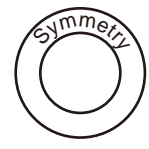



Bonding line Ac

Bonding line Ad

DRCOS

SITE [http://dr-cos.info\(en\)](http://dr-cos.info(en)) [http://dr-cos.com\(jp\)](http://dr-cos.com(jp))
MAIL info@dr-cos.com
Twitter https://twitter.com/@drcos_com
facebook <https://www.facebook.com/drcoscom>



Shawl collar blouse
Collar
one sheets
Fusible interlining
one sheets

Seam allowance 1/2in.

Cut

DRC

SITE <http://dr-cos.info/>
MAIL info@dr-pos.com
Twitter [https://twitter.co](https://twitter.com/)
facebook <https://www.f>

Bonding line DA

Bonding line DA

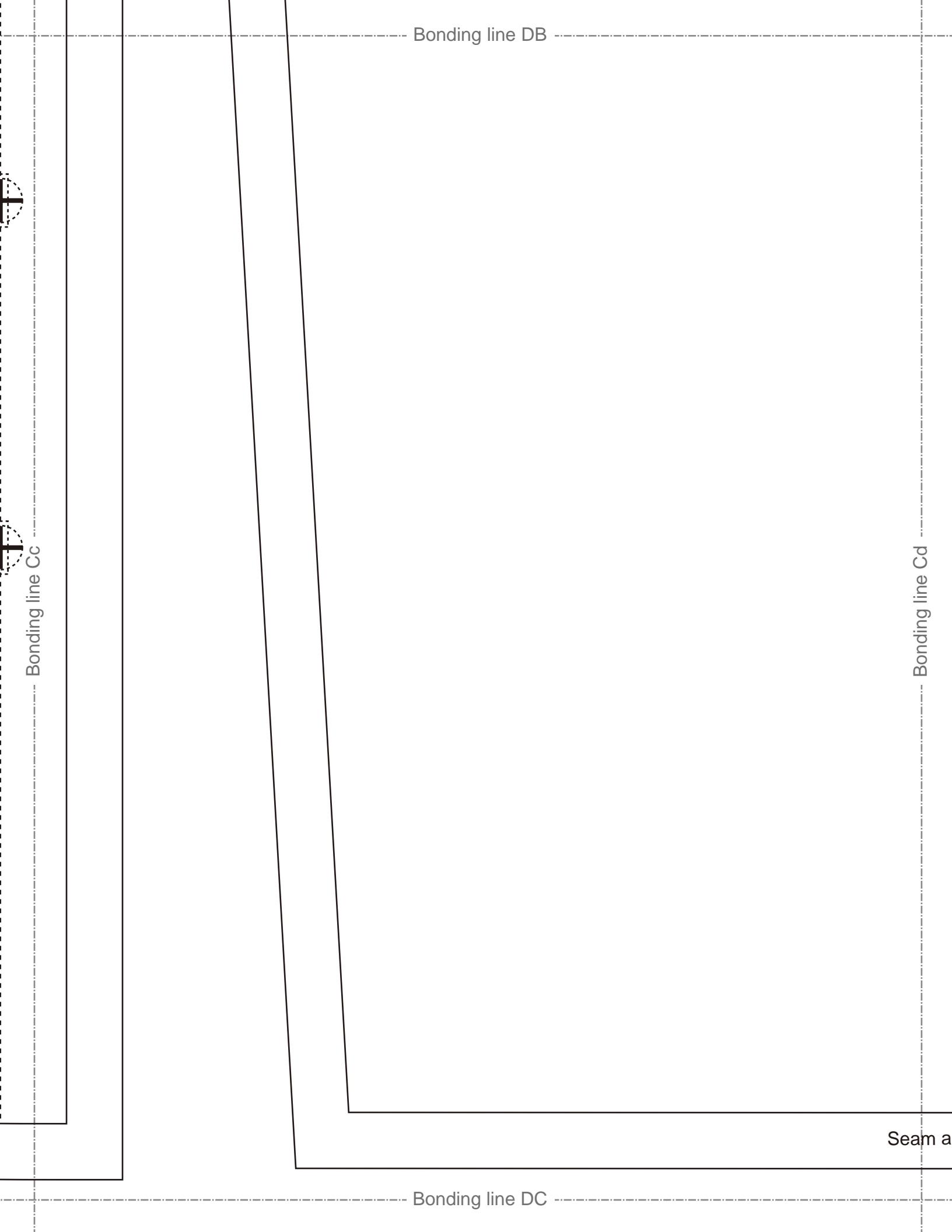
Front

Bonding line Bc

Bonding line Dd

Shawl collar
Sleeve
two

Bonding line DB



Bonding line DB

Bonding line Cc

Bonding line Cd

Bonding line DC

Seam a

DRCOS
SITE [http://dr-cos.info\(en\)](http://dr-cos.info(en)) [http://dr-cos.com\(jp\)](http://dr-cos.com(jp))
MAIL info@dr-cos.com
Twitter https://twitter.com/@drcos_com
Facebook <https://www.facebook.com/drcoscom>

ouse2

s
ning
s

Bonding line Ad

Grain Line



DRCOS

[http://dr-cos.info\(en\)](http://dr-cos.info(en)) [http://dr-cos.com\(jp\)](http://dr-cos.com(jp))
info@dr-cos.com
https://twitter.com/@drcos_com
[book https://www.facebook.com/drcoscom](https://www.facebook.com/drcoscom)

Bonding line EA

Bonding line Ae

Sh


F

Bonding line EA

Back

Bonding line Be

Bonding line EB



collar blouse2
Sleeve
two sheets

Bonding line EB


Bonding line Cd



Bonding line Ce

Seam allowance 1/2in.

Bonding line EC



Bonding line Ae

Shawl collar blouse2
Cuffs
two sheets
Fusible interlining
two sheets

Seam allowance 1/2in.