

[Home](#)

[Back to Sailor Collar Blouse page](#)

DRCOS


SITE [http://dr-cos.info\(en\)](http://dr-cos.info(en)) [http://dr-cos.com\(jp\)](http://dr-cos.com(jp))

MAIL info@dr-cos.com

Twitter https://twitter.com/@drcos_com

facebook <https://www.facebook.com/drcoscom>

Bonding line Aa





Bondir

Bonding line AB



Sailor Collar Blouse

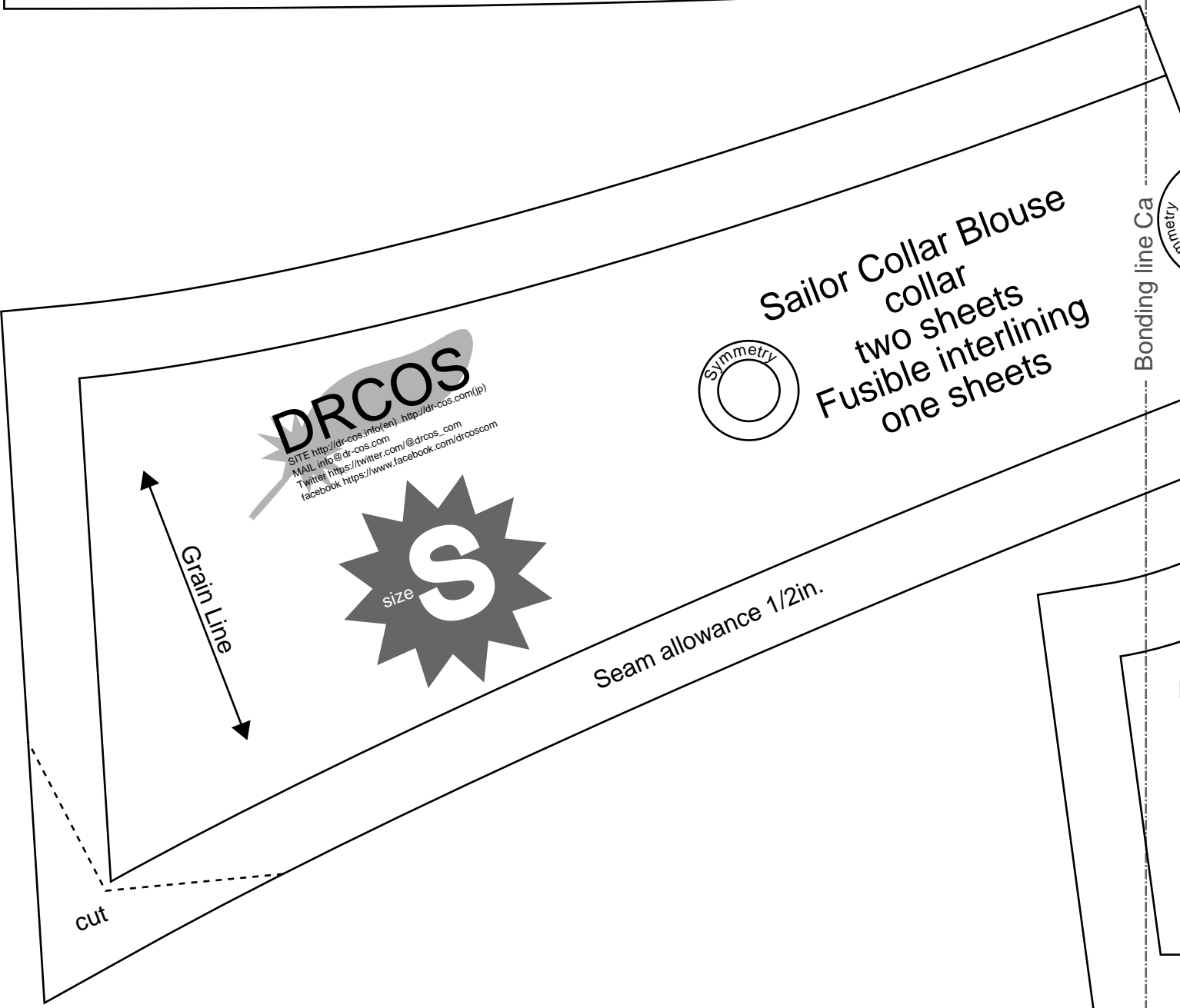
back body
one sheets



Bonding line AB


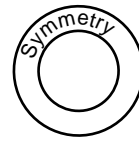
Bonding line Ba

Bonding line AB



DRCOS

SITE <http://dr-cos.info/en> - <http://dr-cos.com/jp>
MAIL info@dr-cos.com
Twitter https://twitter.com/drcos_com
facebook <https://www.facebook.com/drcoscom>



Sailor Collar Blouse
collar
two sheets
Fusible interlining
one sheets

Seam allowance 1/2in.

cut

Bonding line Ca

Bonding line AC

Bonding line Aa

Collar Collar Blouse facing two sheets / Fusible interlining two sheets

Seam allowance 1/2in.

Bonding line BA



Bonding line Ab

Bonding line Ba

Seam allowance 1/2in.

Sailor C



DRCOS

SITE <http://dr-cos.info/en> <http://dr-cos.com/jp>
MAIL info@dr-cos.com
Twitter [@drcos_com](https://twitter.com/@drcos_com)
facebook <https://www.facebook.com/drcoscom>

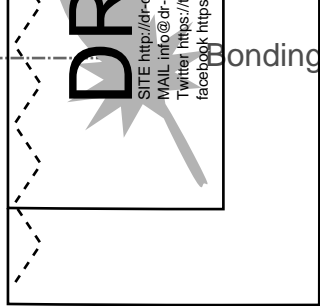
Bonding line BA

Bonding line BB

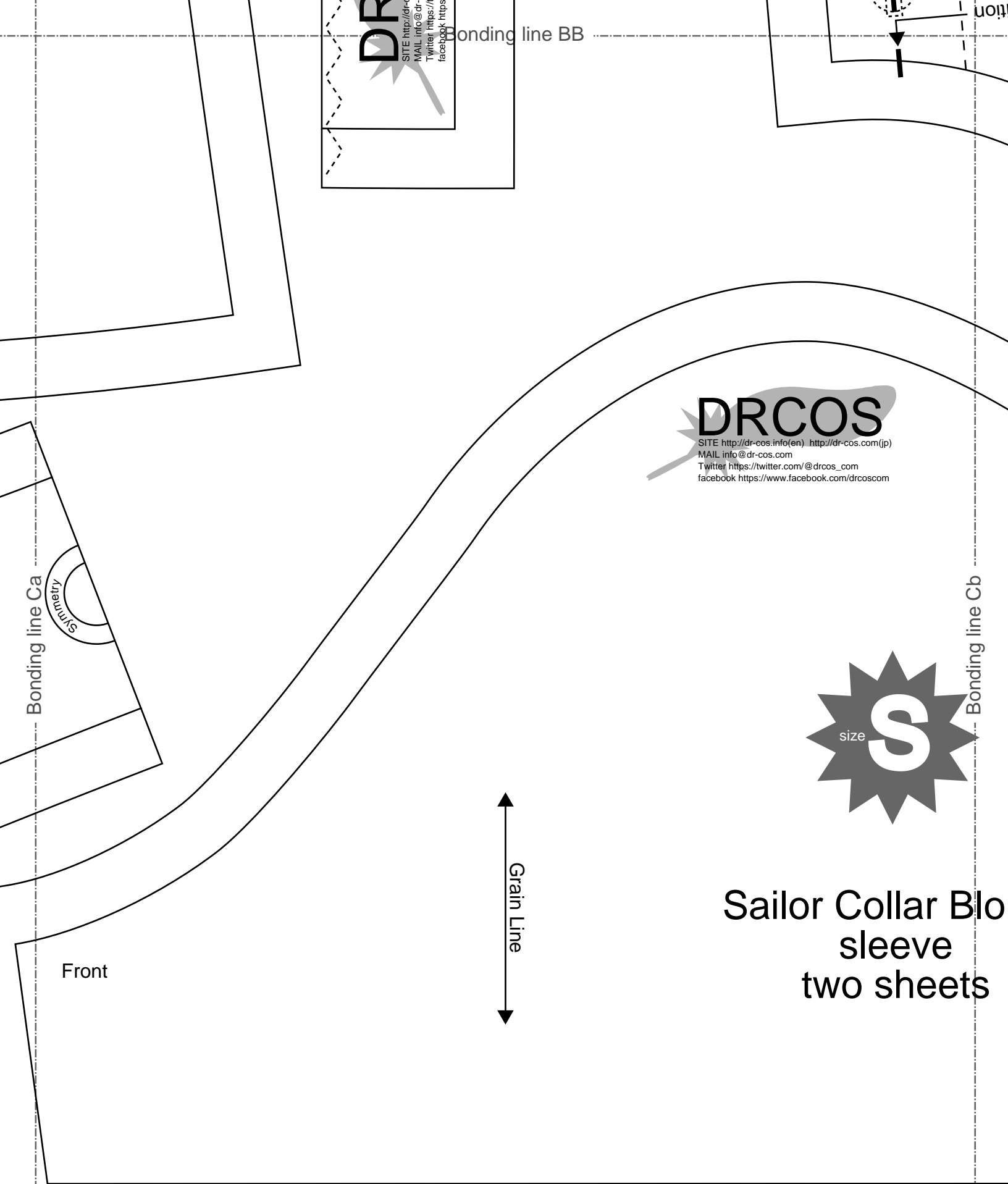
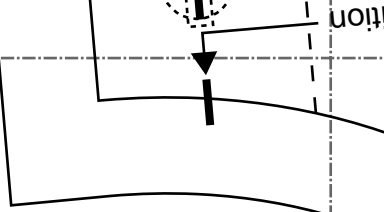


Bonding line Bb

tion



Bonding line BB



Bonding line Ca



Grain Line

Bonding line Cb

DRCOS

SITE <http://dr-cos.info>(en) <http://dr-cos.com>(jp)
MAIL info@dr-cos.com
Twitter https://twitter.com/drcos_com
facebook <https://www.facebook.com/drcoscom>



Sailor Collar Blouse
sleeve
two sheets

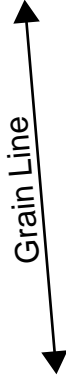
Front

Seam allowance 1/2in.

Bonding line BC

Bonding line Ab

Bonding line Ac



Seam allowance 1/2in.

Bonding line CA

Bonding line CA

Bonding line Bb

Bonding line Bc

Sailor Collar Blouse front body two sheets



Baste

Dart

collar position

Bonding line CB

