


[Home](#)

[Back to Sailor Collar Blouse page](#)



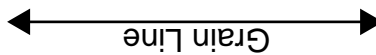
Bonding line Aa

Seam allowance

Bonding line AA

Bonding line AA

Advance 1/2 in.



Bonding line Ba



Bonding line AB

Bonding line Aa

Bonding line Ab

Children's ^{size} 10

Sailor Collar Blouse
back body
one sheets



allowance 1/2in.

Bonding line BA

Grain Line



Bonding line BA

Line

cut

Seam allowance

Bonding line Ba

Bonding line Bb

Sailor Collar Blouse
front body
two sheets

Children's **10**
size



Bonding line BB

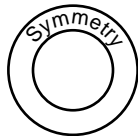
Bonding line Ab

www.drcos.com
MAIL info@drcos.com
Twitter https://twitter.com/drcos_com
facebook https://www.facebook.com/drcoscom

DRCOS

DRCOS

SITE [http://drcos.info\(en\)](http://drcos.info(en)) [http://drcos.com\(jp\)](http://drcos.com(jp))
MAIL info@drcos.com
Twitter https://twitter.com/drcos_com
facebook <https://www.facebook.com/drcoscom>



Sailor Collar Blouse
collar
two sheets
Fusible interlining
one sheets



Sailor Collar Blouse facing two sheets / Fusible interlining two sheets

Seam allowance 1/2in.

Bonding line Ac

10

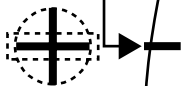
Fusible interlining
one sheets

Seam allowance 1/2in.

Bonding line Bb

Baste

collar position



DRCOS
SITE <http://dr-cos.info/en> <http://dr-cos.com/tp>
MAIL info@dr-cos.com
Twitter <https://twitter.com/dr-cos>
facebook <https://www.facebook.com/drcoscom>

Back

Bonding line CB

Size

10

Children's

Grain Line

DRCOS
SITE <http://dr-cos.info/en> <http://dr-cos.com/tp>
MAIL info@dr-cos.com
Twitter <https://twitter.com/dr-cos>
facebook <https://www.facebook.com/drcoscom>


Bonding line Bc

Bonding line Cb

Bonding line CB

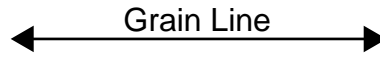
DRCOS

SITE <http://dr-cos.info/en> <http://dr-cos.com/jp>
MAIL info@dr-cos.com
Twitter https://twitter.com/drcos_com
facebook <https://www.facebook.com/drcos.com>



Children's

Sailor Collar Blouse
sleeve
two sheets



Front

Seam allowance 1/2in.

Bonding line CC

Bonding line Cc