


size  
5 3/4  
18.1in.



**DRCOS**

SITE <http://dr-cos.com>  
MAIL [info@dr-cos.com](mailto:info@dr-cos.com)  
Twitter [https://twitter.com/drcos\\_com](https://twitter.com/drcos_com)  
facebook <https://www.facebook.com/drcoscom>

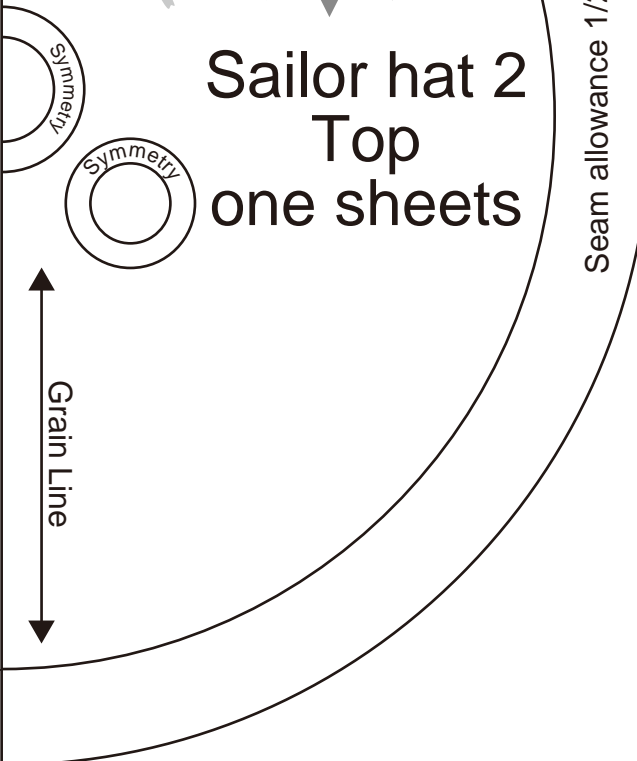
**How to make**

Sorry if I haven't made myself understood (well) in English. You know I'm poor at English.

1. Iron on the interfacing(heavy weight) to "Brim"
2. "side" is sew up and loop
3. "top" and "side" sew pieces
4. "brim" is sew up and loop

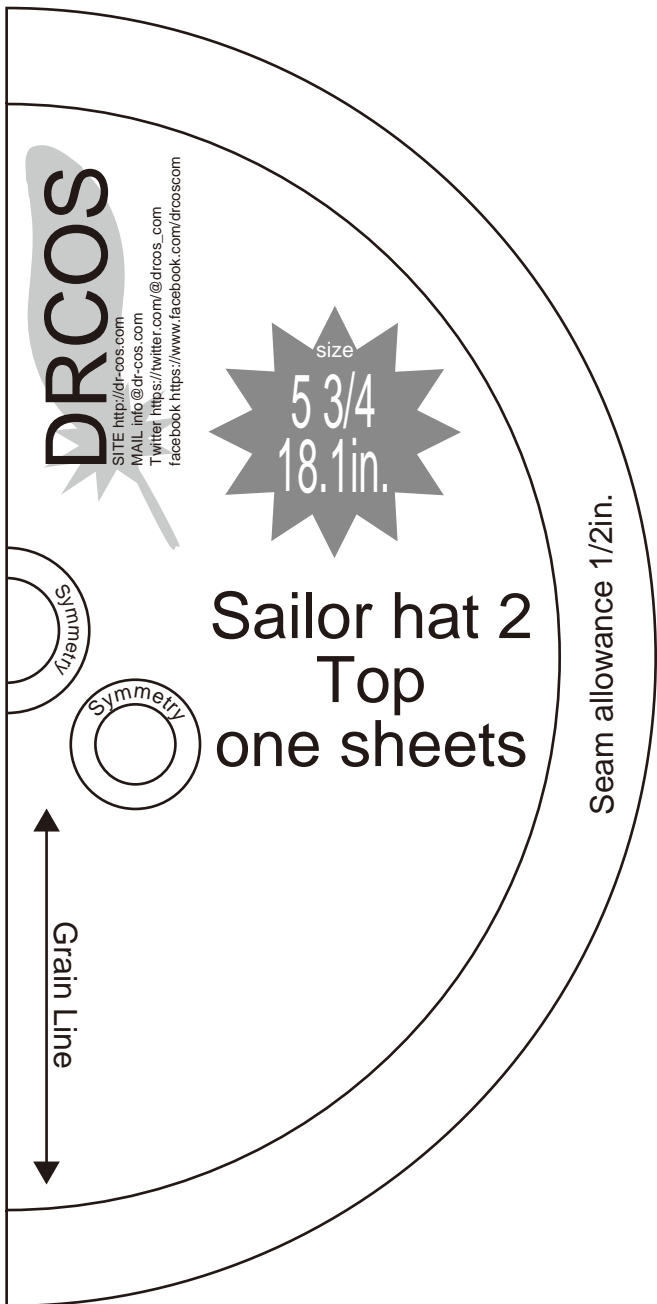
The surface and the back are same.

5. two "brims" are sewn up
6. "side" "brim" is sewn up.



Sailor hat 2  
Side  
one sheets

Seam allowance 1/2in.



Sailor hat 2  
Top  
one sheets

Seam allowance 1/2in.