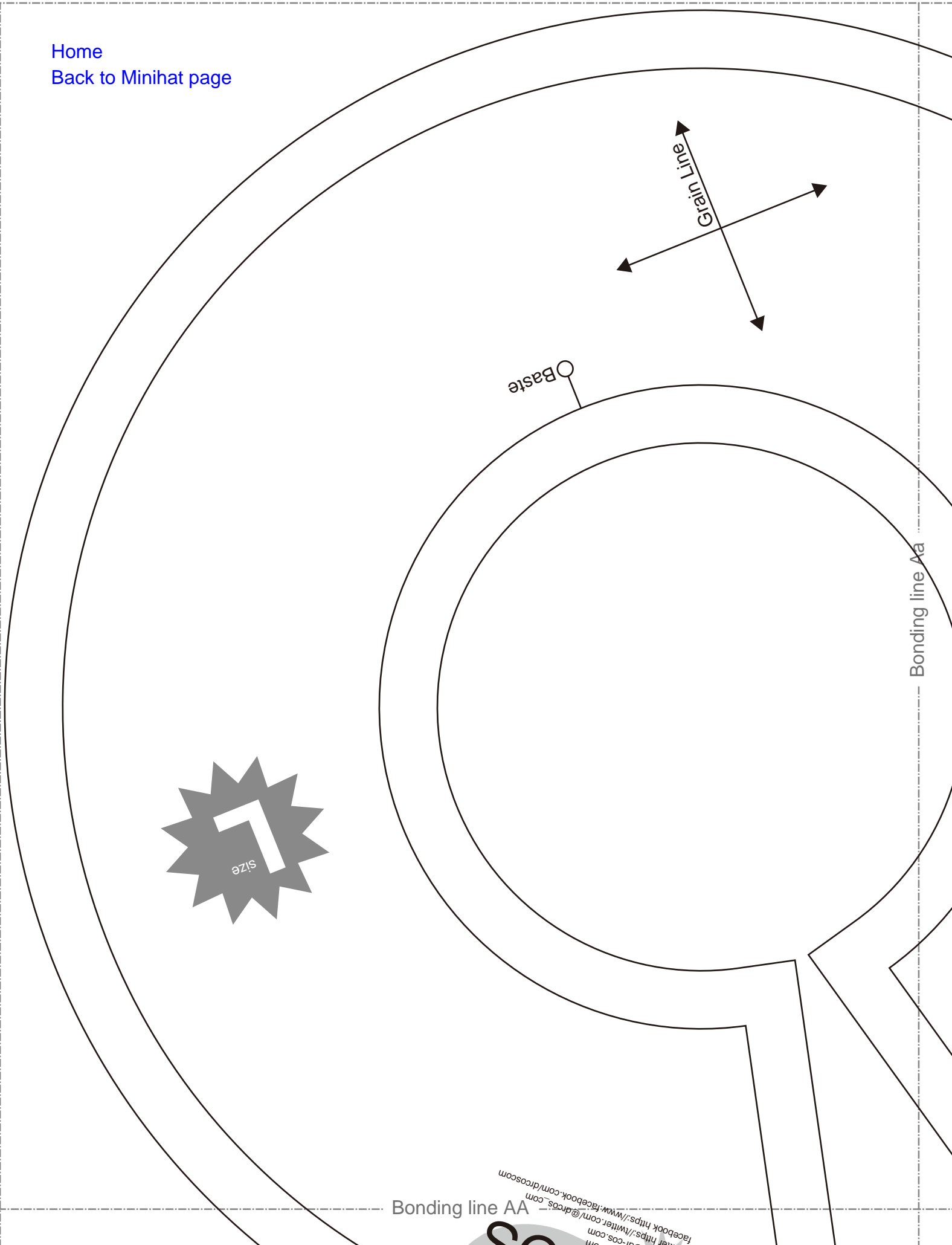


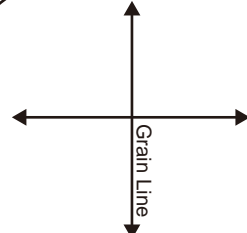
[Home](#)  
[Back to Minihat page](#)



Bonding line AA


**DRCOS**  
SITE <http://dr-cos.com>  
MAIL [info@dr-cos.com](mailto:info@dr-cos.com)  
Twitter [@drcos\\_com](https://twitter.com/@drcos_com)  
facebook <https://www.facebook.com/drcoscom>

Baste



**DRCOS**  
SITE <http://dr-cos.com>  
MAIL [info@dr-cos.com](mailto:info@dr-cos.com)  
Twitter [@drcos\\_com](https://twitter.com/@drcos_com)  
facebook <https://www.facebook.com/drcoscom>

Seam allowance 1/2in.



Minihat  
Top crown  
one sheets

Baste

Bonding line AB

Ba

Bonding line Ba


**DI**  
SITE <http://dr-cos.com>  
MAIL [info@dr-cos.com](mailto:info@dr-cos.com)  
Twitter [@drcos\\_com](https://twitter.com/@drcos_com)  
facebook <https://www.facebook.com/drcoscom>

Bonding line Aa

Minihat  
Brim  
two sheets


Seam allowance 1/2in.

Bonding line BA



Bonding line Ab

Bonding line BA



Minihat  
Side crown  
interfacing(heavy weight)  
one sheets

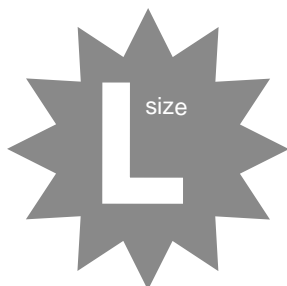
Bonding line Ba

Bonding line Bb

**DRCOS**

SITE <http://dr-cos.com>  
MAIL [info@dr-cos.com](mailto:info@dr-cos.com)  
Twitter [https://twitter.com/drcos\\_com](https://twitter.com/drcos_com)  
facebook <https://www.facebook.com/drcoscom>

○ Baste



Minihat  
Side crown  
one sheet

Seam allowance 1/2in.


Bonding line BB

**DRCOS**  
SITE <http://dr-cos.com>  
MAIL [info@dr-cos.com](mailto:info@dr-cos.com)  
Twitter [https://twitter.com/drcos\\_com](https://twitter.com/drcos_com)  
facebook <https://www.facebook.com/drcoscom>

**DRCOS**

SITE <http://dr-cos.com>  
MAIL [info@dr-cos.com](mailto:info@dr-cos.com)  
Twitter [https://twitter.com/drcos\\_com](https://twitter.com/drcos_com)  
facebook <https://www.facebook.com/drcoscom>

Minihat  
Top crown  
interfacing(heavy weight)  
one sheets



Minihat  
brim  
interfacing(heavy weight)  
one sheets

Bonding line Ab

Bonding line Ac

Bonding line CA

# DRCOS

SITE <http://dr-cos.com>  
MAIL [info@dr-cos.com](mailto:info@dr-cos.com)  
Twitter [https://twitter.com/@drcos\\_com](https://twitter.com/@drcos_com)  
facebook <https://www.facebook.com/drcoscom>

## How to make

Sorry if I haven't made myself understood (well) in English. You know I'm poor at English.

\*All margins for seams are cut.

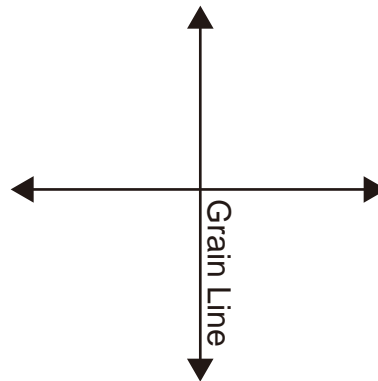
- 1.iron on the interfacing(heavy weight) to "top" "side" "brim"
  - 2."side" is sew up and loop
  - 3."top" and "side" sew pieces(Hand sewing)
  - 4."brim" is sew up and loop
- The surface and the back are same.
- 5.two "brims" are sewn up by a dotted line.
  - 6 "side" "brim" is sewn up.(Hand sewing)

Bonding line Bb

Bonding line Bc

te

ihat  
crown  
heets



1/2in.