

でいあこすのトップページへ
無料型紙ページへ
ミリタリーシャツの型紙&作り方ページへ

縫い代1cm

こちらを参照してください

<http://dr-cos.com/kt-mikaeshisuso.htm>



見返しと裾の処理は



地の目

貼合せ線 AI

ミリタリーシャツ
前身頃 下部
2枚



貼合せ線 AA

貼り合せ線 AA



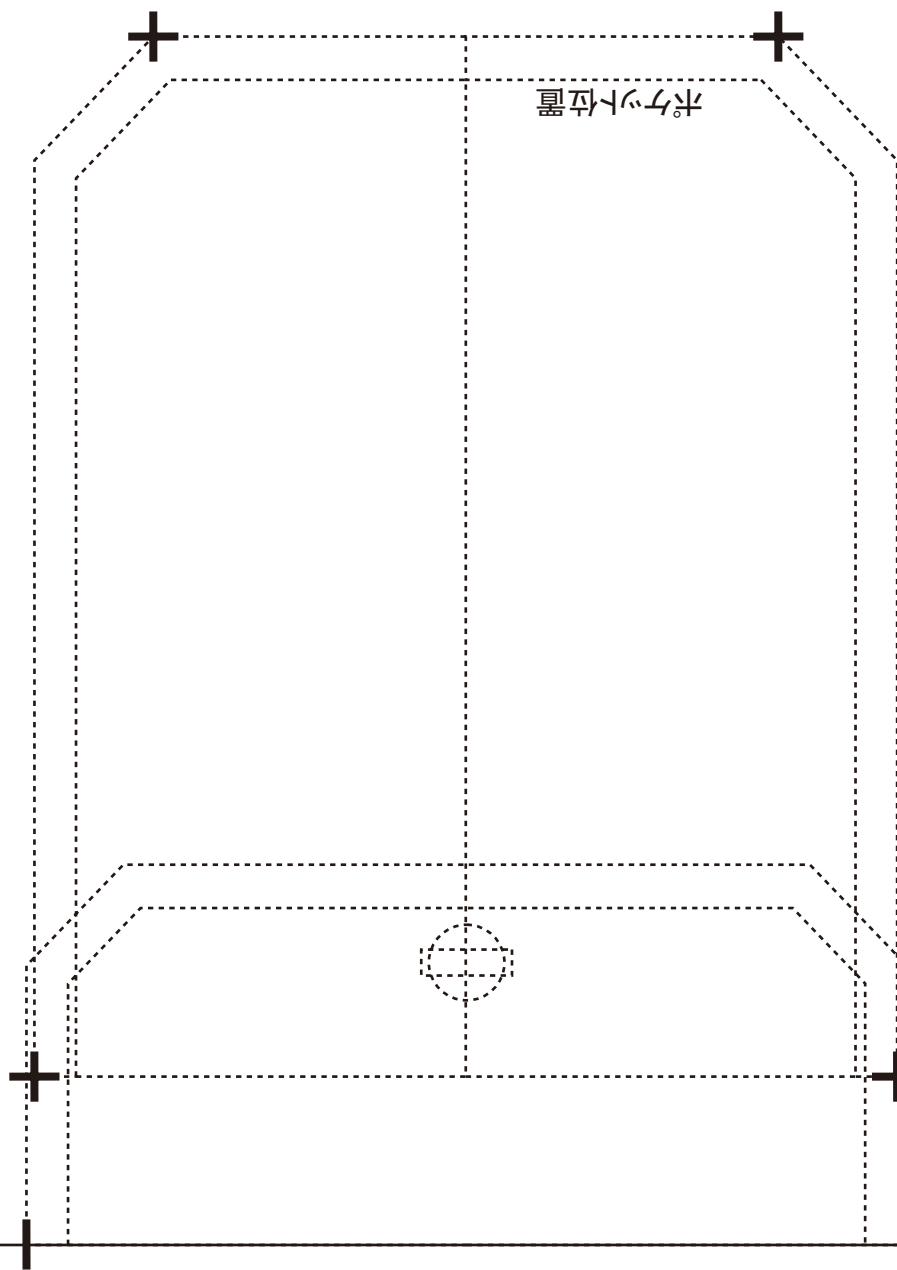
こちらを参照してください

<http://dr-cos.com/kt-button.html>

しかりとしたボタンの付け方は



ボタンの位置



ポケット位置

貼り合せ線 BI

uke.html

ラック挟み込み位置

DRCOS

ミリタリーシャツ
前身頃 上部
2枚

MENS

size M

台枠の取り付け方は
<http://dr-cos.com/kt-daieri.html>
こちらを参照してください



貼り合せ線 CI

胸平



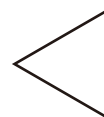
地の目

ボタンの位置



縫い代1cm

地の目



DRCOS

SITE <http://dr-cos.com>
MAIL info@dr-cos.com
Twitter https://twitter.com/drcos_com
facebook <https://www.facebook.com/drcoscom>

貼り合せ線 AC



ミリタリーシャツ
袖カフス
2枚

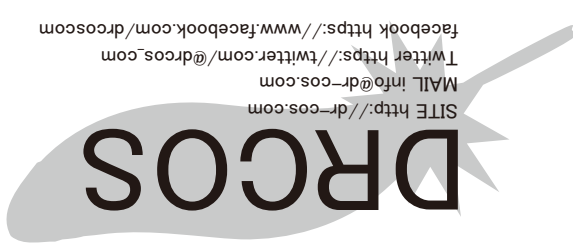
MEN'S size 

※袖カフスに張りを出したい場合は接着芯を張ってください。

縫い代 1 cm



貼り合せ線 A I



貼り合せ線 BA

貼り合せ線 A II

htm

N

貼り合せ線 BA

貼り合せ線 BI



印で仕付けをして下さい
切り仕付けの仕方は
<http://dr-cos.com/kt-shituke.htm>
こちらを参照してください

貼り合せ線 BII

後

貼り合せ線 BB


貼り合せ線 BB

DI
SITE http:
MAIL info@
Twitter hth
facebook f



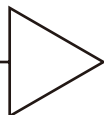
貼り合せ線 CI

肩紐取付位置

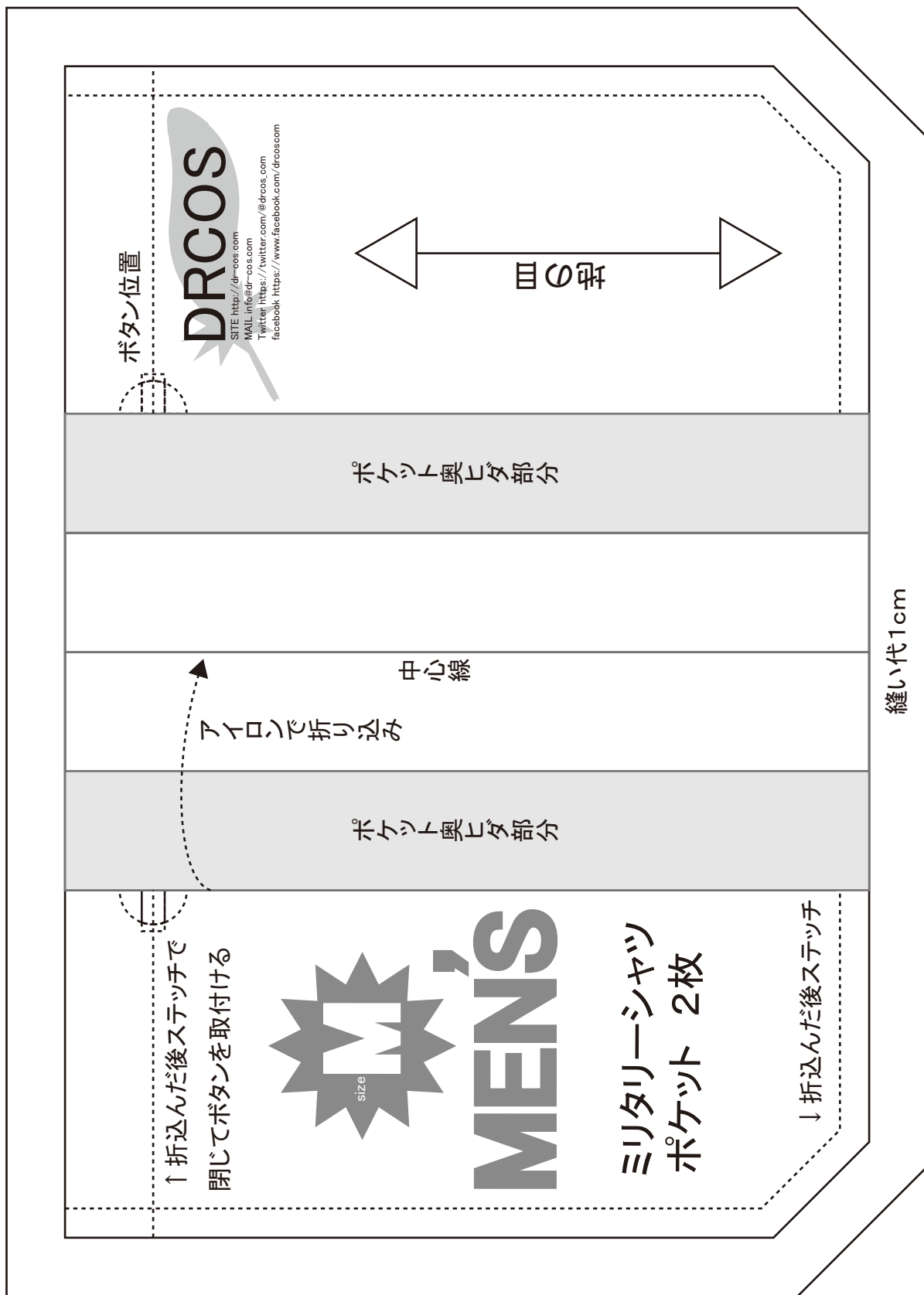


貼り合せ線 CII

地の目



貼り合せ線 BC



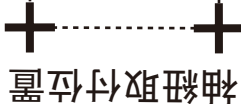
貼り合せ線 AII

貼り合せ線 AIII

縫い代1cm



簡単袖&袖カフスの作り方は
<http://dr-cos.com/kt-cuffs.html>
こちらを参照してください



袖紐取付位置



地の目

ボタンの位置



貼り合せ線 CA

肩幅 44 110%

B96

着丈 43 ~~44~~ 4.6%

袖

袖 63 ~~64~~ ~~65~~ ~~66~~ ~~67~~ ~~68~~ ~~69~~ ~~70~~ ~~71~~ ~~72~~ ~~73~~ ~~74~~ ~~75~~ ~~76~~ ~~77~~ ~~78~~ ~~79~~ ~~80~~ ~~81~~ ~~82~~ ~~83~~ ~~84~~ ~~85~~ ~~86~~ ~~87~~ ~~88~~ ~~89~~ ~~90~~ ~~91~~ ~~92~~ ~~93~~ ~~94~~ ~~95~~ ~~96~~ ~~97~~ ~~98~~ ~~99~~ ~~100~~ ~~101~~ ~~102~~ ~~103~~ ~~104~~ ~~105~~ ~~106~~ ~~107~~ ~~108~~ ~~109~~ ~~110~~ ~~111~~ ~~112~~ ~~113~~ ~~114~~ ~~115~~ ~~116~~ ~~117~~ ~~118~~ ~~119~~ ~~120~~ ~~121~~ ~~122~~ ~~123~~ ~~124~~ ~~125~~ ~~126~~ ~~127~~ ~~128~~ ~~129~~ ~~130~~ ~~131~~ ~~132~~ ~~133~~ ~~134~~ ~~135~~ ~~136~~ ~~137~~ ~~138~~ ~~139~~ ~~140~~ ~~141~~ ~~142~~ ~~143~~ ~~144~~ ~~145~~ ~~146~~ ~~147~~ ~~148~~ ~~149~~ ~~150~~ ~~151~~ ~~152~~ ~~153~~ ~~154~~ ~~155~~ ~~156~~ ~~157~~ ~~158~~ ~~159~~ ~~160~~ ~~161~~ ~~162~~ ~~163~~ ~~164~~ ~~165~~ ~~166~~ ~~167~~ ~~168~~ ~~169~~ ~~170~~ ~~171~~ ~~172~~ ~~173~~ ~~174~~ ~~175~~ ~~176~~ ~~177~~ ~~178~~ ~~179~~ ~~180~~ ~~181~~ ~~182~~ ~~183~~ ~~184~~ ~~185~~ ~~186~~ ~~187~~ ~~188~~ ~~189~~ ~~190~~ ~~191~~ ~~192~~ ~~193~~ ~~194~~ ~~195~~ ~~196~~ ~~197~~ ~~198~~ ~~199~~ ~~200~~ ~~201~~ ~~202~~ ~~203~~ ~~204~~ ~~205~~ ~~206~~ ~~207~~ ~~208~~ ~~209~~ ~~210~~ ~~211~~ ~~212~~ ~~213~~ ~~214~~ ~~215~~ ~~216~~ ~~217~~ ~~218~~ ~~219~~ ~~220~~ ~~221~~ ~~222~~ ~~223~~ ~~224~~ ~~225~~ ~~226~~ ~~227~~ ~~228~~ ~~229~~ ~~230~~ ~~231~~ ~~232~~ ~~233~~ ~~234~~ ~~235~~ ~~236~~ ~~237~~ ~~238~~ ~~239~~ ~~240~~ ~~241~~ ~~242~~ ~~243~~ ~~244~~ ~~245~~ ~~246~~ ~~247~~ ~~248~~ ~~249~~ ~~250~~ ~~251~~ ~~252~~ ~~253~~ ~~254~~ ~~255~~ ~~256~~ ~~257~~ ~~258~~ ~~259~~ ~~260~~ ~~261~~ ~~262~~ ~~263~~ ~~264~~ ~~265~~ ~~266~~ ~~267~~ ~~268~~ ~~269~~ ~~270~~ ~~271~~ ~~272~~ ~~273~~ ~~274~~ ~~275~~ ~~276~~ ~~277~~ ~~278~~ ~~279~~ ~~280~~ ~~281~~ ~~282~~ ~~283~~ ~~284~~ ~~285~~ ~~286~~ ~~287~~ ~~288~~ ~~289~~ ~~290~~ ~~291~~ ~~292~~ ~~293~~ ~~294~~ ~~295~~ ~~296~~ ~~297~~ ~~298~~ ~~299~~ ~~300~~ ~~301~~ ~~302~~ ~~303~~ ~~304~~ ~~305~~ ~~306~~ ~~307~~ ~~308~~ ~~309~~ ~~310~~ ~~311~~ ~~312~~ ~~313~~ ~~314~~ ~~315~~ ~~316~~ ~~317~~ ~~318~~ ~~319~~ ~~320~~ ~~321~~ ~~322~~ ~~323~~ ~~324~~ ~~325~~ ~~326~~ ~~327~~ ~~328~~ ~~329~~ ~~330~~ ~~331~~ ~~332~~ ~~333~~ ~~334~~ ~~335~~ ~~336~~ ~~337~~ ~~338~~ ~~339~~ ~~340~~ ~~341~~ ~~342~~ ~~343~~ ~~344~~ ~~345~~ ~~346~~ ~~347~~ ~~348~~ ~~349~~ ~~350~~ ~~351~~ ~~352~~ ~~353~~ ~~354~~ ~~355~~ ~~356~~ ~~357~~ ~~358~~ ~~359~~ ~~360~~ ~~361~~ ~~362~~ ~~363~~ ~~364~~ ~~365~~ ~~366~~ ~~367~~ ~~368~~ ~~369~~ ~~370~~ ~~371~~ ~~372~~ ~~373~~ ~~374~~ ~~375~~ ~~376~~ ~~377~~ ~~378~~ ~~379~~ ~~380~~ ~~381~~ ~~382~~ ~~383~~ ~~384~~ ~~385~~ ~~386~~ ~~387~~ ~~388~~ ~~389~~ ~~390~~ ~~391~~ ~~392~~ ~~393~~ ~~394~~ ~~395~~ ~~396~~ ~~397~~ ~~398~~ ~~399~~ ~~400~~ ~~401~~ ~~402~~ ~~403~~ ~~404~~ ~~405~~ ~~406~~ ~~407~~ ~~408~~ ~~409~~ ~~410~~ ~~411~~ ~~412~~ ~~413~~ ~~414~~ ~~415~~ ~~416~~ ~~417~~ ~~418~~ ~~419~~ ~~420~~ ~~421~~ ~~422~~ ~~423~~ ~~424~~ ~~425~~ ~~426~~ ~~427~~ ~~428~~ ~~429~~ ~~430~~ ~~431~~ ~~432~~ ~~433~~ ~~434~~ ~~435~~ ~~436~~ ~~437~~ ~~438~~ ~~439~~ ~~440~~ ~~441~~ ~~442~~ ~~443~~ ~~444~~ ~~445~~ ~~446~~ ~~447~~ ~~448~~ ~~449~~ ~~450~~ ~~451~~ ~~452~~ ~~453~~ ~~454~~ ~~455~~ ~~456~~ ~~457~~ ~~458~~ ~~459~~ ~~460~~ ~~461~~ ~~462~~ ~~463~~ ~~464~~ ~~465~~ ~~466~~ ~~467~~ ~~468~~ ~~469~~ ~~470~~ ~~471~~ ~~472~~ ~~473~~ ~~474~~ ~~475~~ ~~476~~ ~~477~~ ~~478~~ ~~479~~ ~~480~~ ~~481~~ ~~482~~ ~~483~~ ~~484~~ ~~485~~ ~~486~~ ~~487~~ ~~488~~ ~~489~~ ~~490~~ ~~491~~ ~~492~~ ~~493~~ ~~494~~ ~~495~~ ~~496~~ ~~497~~ ~~498~~ ~~499~~ ~~500~~ ~~501~~ ~~502~~ ~~503~~ ~~504~~ ~~505~~ ~~506~~ ~~507~~ ~~508~~ ~~509~~ ~~510~~ ~~511~~ ~~512~~ ~~513~~ ~~514~~ ~~515~~ ~~516~~ ~~517~~ ~~518~~ ~~519~~ ~~520~~ ~~521~~ ~~522~~ ~~523~~ ~~524~~ ~~525~~ ~~526~~ ~~527~~ ~~528~~ ~~529~~ ~~530~~ ~~531~~ ~~532~~ ~~533~~ ~~534~~ ~~535~~ ~~536~~ ~~537~~ ~~538~~ ~~539~~ ~~540~~ ~~541~~ ~~542~~ ~~543~~ ~~544~~ ~~545~~ ~~546~~ ~~547~~ ~~548~~ ~~549~~ ~~550~~ ~~551~~ ~~552~~ ~~553~~ ~~554~~ ~~555~~ ~~556~~ ~~557~~ ~~558~~ ~~559~~ ~~560~~ ~~561~~ ~~562~~ ~~563~~ ~~564~~ ~~565~~ ~~566~~ ~~567~~ ~~568~~ ~~569~~ ~~570~~ ~~571~~ ~~572~~ ~~573~~ ~~574~~ ~~575~~ ~~576~~ ~~577~~ ~~578~~ ~~579~~ ~~580~~ ~~581~~ ~~582~~ ~~583~~ ~~584~~ ~~585~~ ~~586~~ ~~587~~ ~~588~~ ~~589~~ ~~590~~ ~~591~~ ~~592~~ ~~593~~ ~~594~~ ~~595~~ ~~596~~ ~~597~~ ~~598~~ ~~599~~ ~~600~~ ~~601~~ ~~602~~ ~~603~~ ~~604~~ ~~605~~ ~~606~~ ~~607~~ ~~608~~ ~~609~~ ~~610~~ ~~611~~ ~~612~~ ~~613~~ ~~614~~ ~~615~~ ~~616~~ ~~617~~ ~~618~~ ~~619~~ ~~620~~ ~~621~~ ~~622~~ ~~623~~ ~~624~~ ~~625~~ ~~626~~ ~~627~~ ~~628~~ ~~629~~ ~~630~~ ~~631~~ ~~632~~ ~~633~~ ~~634~~ ~~635~~ ~~636~~ ~~637~~ ~~638~~ ~~639~~ ~~640~~ ~~641~~ ~~642~~ ~~643~~ ~~644~~ ~~645~~ ~~646~~ ~~647~~ ~~648~~ ~~649~~ ~~650~~ ~~651~~ ~~652~~ ~~653~~ ~~654~~ ~~655~~ ~~656~~ ~~657~~ ~~658~~ ~~659~~ ~~660~~ ~~661~~ ~~662~~ ~~663~~ ~~664~~ ~~665~~ ~~666~~ ~~667~~ ~~668~~ ~~669~~ ~~670~~ ~~671~~ ~~672~~ ~~673~~ ~~674~~ ~~675~~ ~~676~~ ~~677~~ ~~678~~ ~~679~~ ~~680~~ ~~681~~ ~~682~~ ~~683~~ ~~684~~ ~~685~~ ~~686~~ ~~687~~ ~~688~~ ~~689~~ ~~690~~ ~~691~~ ~~692~~ ~~693~~ ~~694~~ ~~695~~ ~~696~~ ~~697~~ ~~698~~ ~~699~~ ~~700~~ ~~701~~ ~~702~~ ~~703~~ ~~704~~ ~~705~~ ~~706~~ ~~707~~ ~~708~~ ~~709~~ ~~710~~ ~~711~~ ~~712~~ ~~713~~ ~~714~~ ~~715~~ ~~716~~ ~~717~~ ~~718~~ ~~719~~ ~~720~~ ~~721~~ ~~722~~ ~~723~~ ~~724~~ ~~725~~ ~~726~~ ~~727~~ ~~728~~ ~~729~~ ~~730~~ ~~731~~ ~~732~~ ~~733~~ ~~734~~ ~~735~~ ~~736~~ ~~737~~ ~~738~~ ~~739~~ ~~740~~ ~~741~~ ~~742~~ ~~743~~ ~~744~~ ~~745~~ ~~746~~ ~~747~~ ~~748~~ ~~749~~ ~~750~~ ~~751~~ ~~752~~ ~~753~~ ~~754~~ ~~755~~ ~~756~~ ~~757~~ ~~758~~ ~~759~~ ~~760~~ ~~761~~ ~~762~~ ~~763~~ ~~764~~ ~~765~~ ~~766~~ ~~767~~ ~~768~~ ~~769~~ ~~770~~ ~~771~~ ~~772~~ ~~773~~ ~~774~~ ~~775~~ ~~776~~ ~~777~~ ~~778~~ ~~779~~ ~~780~~ ~~781~~ ~~782~~ ~~783~~ ~~784~~ ~~785~~ ~~786~~ ~~787~~ ~~788~~ ~~789~~ ~~790~~ ~~791~~ ~~792~~ ~~793~~ ~~794~~ ~~795~~ ~~796~~ ~~797~~ ~~798~~ ~~799~~ ~~800~~ ~~801~~ ~~802~~ ~~803~~ ~~804~~ ~~805~~ ~~806~~ ~~807~~ ~~808~~ ~~809~~ ~~810~~ ~~811~~ ~~812~~ ~~813~~ ~~814~~ ~~815~~ ~~816~~ ~~817~~ ~~818~~ ~~819~~ ~~820~~ ~~821~~ ~~822~~ ~~823~~ ~~824~~ ~~825~~ ~~826~~ ~~827~~ ~~828~~ ~~829~~ ~~830~~ ~~831~~ ~~832~~ ~~833~~ ~~834~~ ~~835~~ ~~836~~ ~~837~~ ~~838~~ ~~839~~ ~~840~~ ~~841~~ ~~842~~ ~~843~~ ~~844~~ ~~845~~ ~~846~~ ~~847~~ ~~848~~ ~~849~~ ~~850~~ ~~851~~ ~~852~~ ~~853~~ ~~854~~ ~~855~~ ~~856~~ ~~857~~ ~~858~~ ~~859~~ ~~860~~ ~~861~~ ~~862~~ ~~863~~ ~~864~~ ~~865~~ ~~866~~ ~~867~~ ~~868~~ ~~869~~ ~~870~~ ~~871~~ ~~872~~ ~~873~~ ~~874~~ ~~875~~ ~~876~~ ~~877~~ ~~878~~ ~~879~~ ~~880~~ ~~881~~ ~~882~~ ~~883~~ ~~884~~ ~~885~~ ~~886~~ ~~887~~ ~~888~~ ~~889~~ ~~890~~ ~~891~~ ~~892~~ ~~893~~ ~~894~~ ~~895~~ ~~896~~ ~~897~~ ~~898~~ ~~899~~ ~~900~~ ~~901~~ ~~902~~ ~~903~~ ~~904~~ ~~905~~ ~~906~~ ~~907~~ ~~908~~ ~~909~~ ~~910~~ ~~911~~ ~~912~~ ~~913~~ ~~914~~ ~~915~~ ~~916~~ ~~917~~ ~~918~~ ~~919~~ ~~920~~ ~~921~~ ~~922~~ ~~923~~ ~~924~~ ~~925~~ ~~926~~ ~~927~~ ~~928~~ ~~929~~ ~~930~~ ~~931~~ ~~932~~ ~~933~~ ~~934~~ ~~935~~ ~~936~~ ~~937~~ ~~938~~ ~~939~~ ~~940~~ ~~941~~ ~~942~~ ~~943~~ ~~944~~ ~~945~~ ~~946~~ ~~947~~ ~~948~~ ~~949~~ ~~950~~ ~~951~~ ~~952~~ ~~953~~ ~~954~~ ~~955~~ ~~956~~ ~~957~~ ~~958~~ ~~959~~ ~~960~~ ~~961~~ ~~962~~ ~~963~~ ~~964~~ ~~965~~ ~~966~~ ~~967~~ ~~968~~ ~~969~~ ~~970~~ ~~971~~ ~~972~~ ~~973~~ ~~974~~ ~~975~~ ~~976~~ ~~977~~ ~~978~~ ~~979~~ ~~980~~ ~~981~~ ~~982~~ ~~983~~ ~~984~~ ~~985~~ ~~986~~ ~~987~~ ~~988~~ ~~989~~ ~~990~~ ~~991~~ ~~992~~ ~~993~~ ~~994~~ ~~995~~ ~~996~~ ~~997~~ ~~998~~ ~~999~~ ~~1000~~



SITE <http://dr-cos.com>
MAIL info@dr-cos.com
Twitter <https://twitter.com/dr-cos.com>
facebook <https://www.facebook.com/drcoscom>

DRCOS



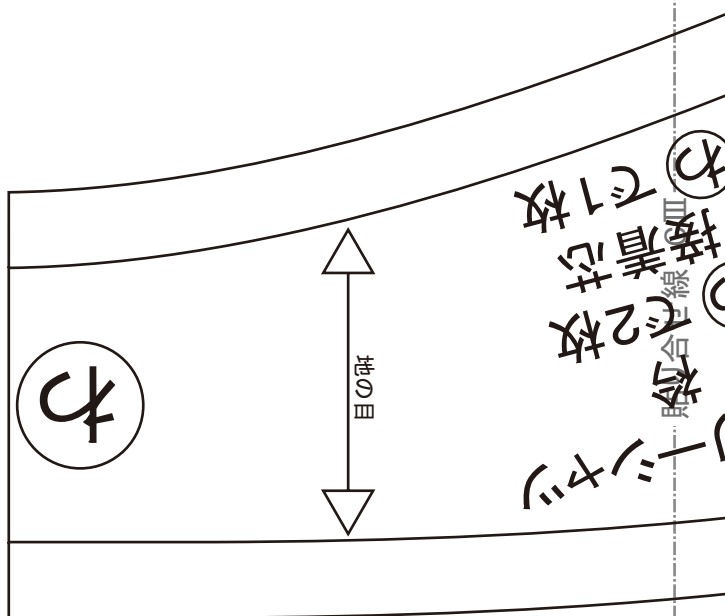
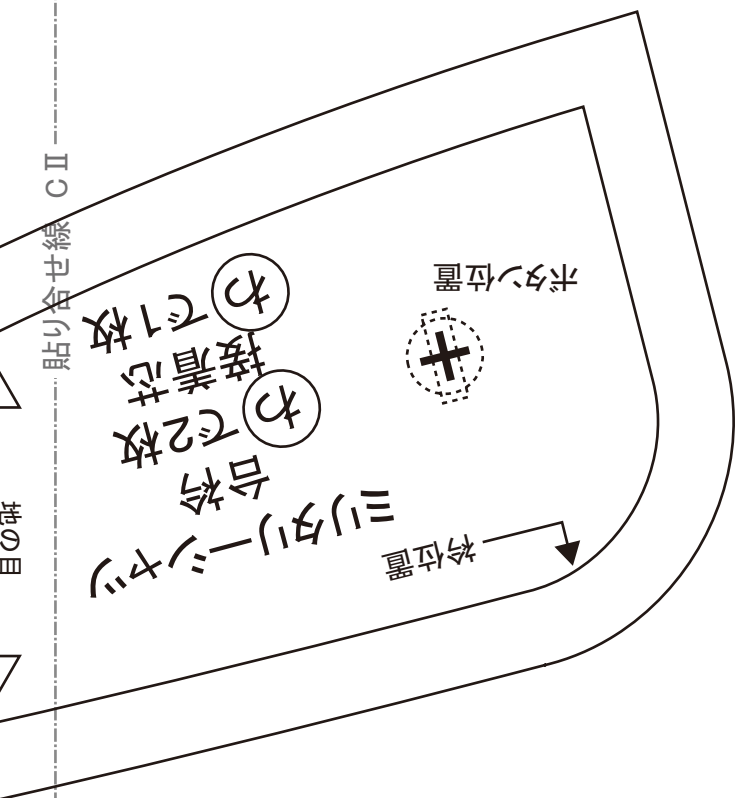
こちらを参照してください

<http://dr-cos.com/kt-armhole.html>

袖の付け方は

貼り合せ線 CII

地の目



ミリタリーシャツ 見返し 2枚 接着芯 2枚

貼り合せ線 AⅢ

貼り合せ線 AⅣ

貼り合せ線 DA

で、挟める状態にしておく

戻して戻すツチでおさえる

マロツをあてる

ツチ

のを挟み込み、端処理

貼り合せ線 DA



端処理の仕方は

<http://dr-cos.com/kt-hashisyori.html>

こちらを参照してください

前

貼り合せ線 DB

貼り合せ線 BⅢ

貼り合せ線 BⅣ

縫い代1cm

SITE <http://dr-cos.com>
MAIL info@dr-cos.com
Twitter <https://twitter.com/dr-cos.com>
Facebook <https://www.facebook.com/dr-cos.com>

DRCOS





衿(カラー)の作り方は
<http://dr-cos.com/kt-collar.html>
こちらを参照してください

MENS



ミリタリーシャツ
襟
カ
カ
接合線

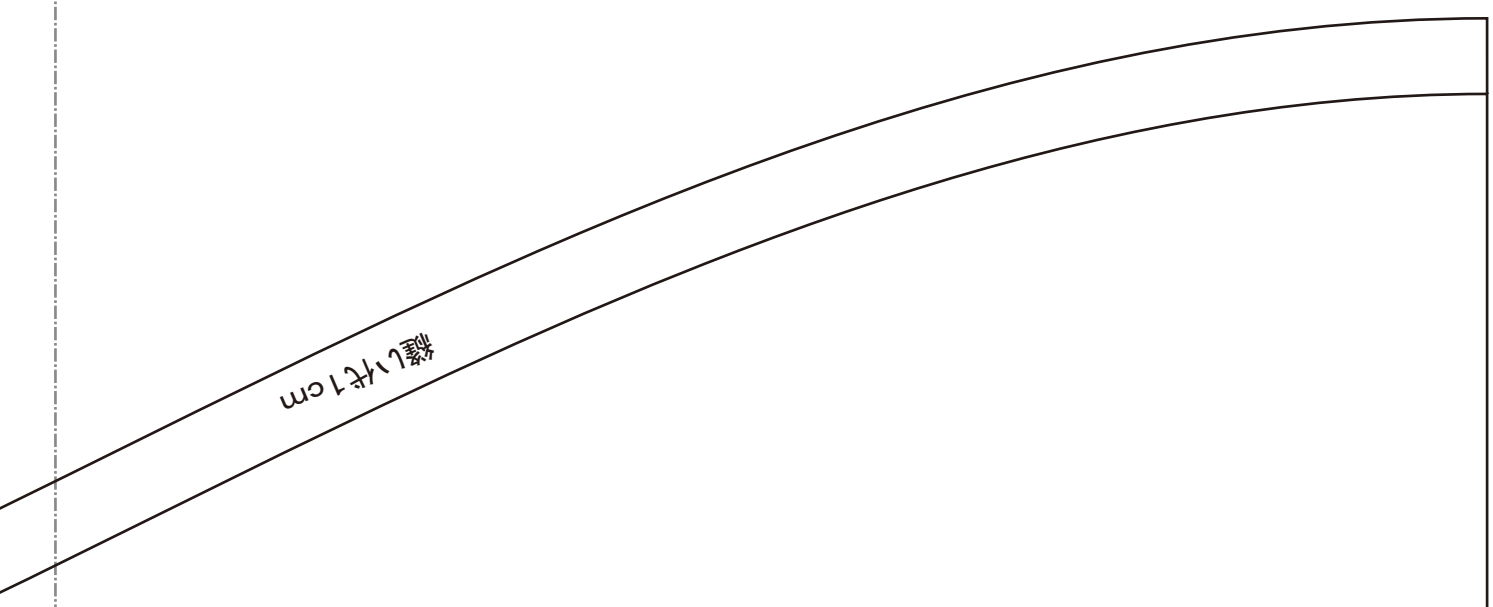
縫代 5mm で縫って裏返してアイロン

挟み込み線		ミリタリーシャツ 肩紐 & 袖紐 8枚	
	<small>SITE http://dr-cos.com MAIL info@dr-cos.com Twitter https://twitter.com/dr-cos.com Facebook https://www.facebook.com/dr-cos.com</small>	↑ 裏返した後ステッチ	

端処理側

2枚

縫い代 1 cm



- ※このフックと肩紐袖紐のボタンホールも先に仕上げておく
- 貼り合せ線 EA
- ②前・後身頃の肩・脇部分を上下部とも端処理する
 - ③前身頃にホックを取付け、上部と下部を挟み込む際にフックを挟み込む
 - ※挟み込んだ後は縫い代を上にして倒してスッチで落ち着かせる
 - ④後身頃も上下部ともに縫い合わせてから、端処理して倒してスッチ
 - ⑤前身頃と後身頃の肩と脇を縫い合わせる
 - ⑥衿・台衿・見返しに接着芯を張る
 - ⑦衿を内表にして、台衿部分を開けて縫い合わせ、裏返してフックを
 - ⑧台衿を内表にして、衿を衿位置に挟み込んで縫い合わせ、裏返してス
 - ※台衿の身頃部分は縫い代の1cmを開けて縫い始める
 - 先にフックで1cm折っておくと作りやすい
 - ⑨見返しの端処理側を端処理
 - ⑩見返しを身頃縫い合わせる
 - ⑪前身頃に台衿を挟み込んでミシンで縫う
 - ⑫袖に袖紐を取付ける
 - ⑬袖の脇を端処理して、縫い合わせ、フックで割る
 - ⑭カフスの脇を縫い合わせて、折り上げて縫い代を1cm折りこんで、挟
 - ⑮袖の裾にカフス挟み込んで縫いつける
 - ⑯前身頃に袖を付ける際に肩紐を挟み込んで取付けて、端処理する
 - ⑰身頃裾を端処理して、1cm織り上げて、ミシンで縫う
 - ⑱ボタンホールを作り、ボタンを縫いとめる





ミラリスシャツ
後身頃 下部
①で1枚



①と【地の目】で何？と思われる方は
<http://dr-cos.com/kt-symmetry.html>
こちらを参照してください

工程順

①フック・ポケット・肩紐・袖紐を先に作っておく

※このフックと肩紐袖紐のボタンホールも先に仕上げておく
②前・後身頃の肩・脇部分を上下部とも端処理する

DRCOS
 SITE <http://dr-cos.com>
 MAIL info@dr-cos.com
 Twitter [@drcos_com](https://twitter.com/drcos_com)
 facebook <https://www.facebook.com/drcoscom>

貼り合せ線 CV

縫い代 1 cm

DRCOS
 SITE <http://dr-cos.com>
 MAIL info@dr-cos.com
 Twitter [@drcos_com](https://twitter.com/drcos_com)
 facebook <https://www.facebook.com/drcoscom>

ミリタリーシャツ
 後身頃 上部
 わで1枚

MEN'S
 size **M**



肩紐取付位置



貼り合せ線 CV