


ar Shirt  
le interlining two sheets



collar position

Bonding line Aa

Bonding line AA

Bonding line AA

Bonding line Ba

Grain Line

**DRCOS**  
SITE <http://dr-cos.info/en> <http://dr-cos.com/jp>  
MAIL [info@dr-cos.com](mailto:info@dr-cos.com)  
Twitter [https://twitter.com/dr-cos\\_com](https://twitter.com/dr-cos_com)  
Facebook <https://www.facebook.com/drcoscom>

Seam allowance 1/2in.

Bonding line AB

Larger Collar S  
Facing two sheets  
Fusible in

Seam allowance 1/2in.

Grain Line




Bonding line Aa



Bonding line Ab



Facing Line



size

8

children's

Larger Collar Shirt


Front Body

Two sheets

Bonding line Ba

chi

Bonding line B



Larger Collar Shirt  
Back Body  
one sheets


Children's **8** size

Bonding line Ba

Bonding line Bb

Bonding line BB

in Line →



Bonding line Ab

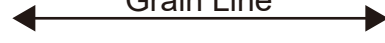


Button position



— Baste

Grain Line



Bonding line Ac

Bonding line CA



Bonding line CA



Seam allowance 1/2in.

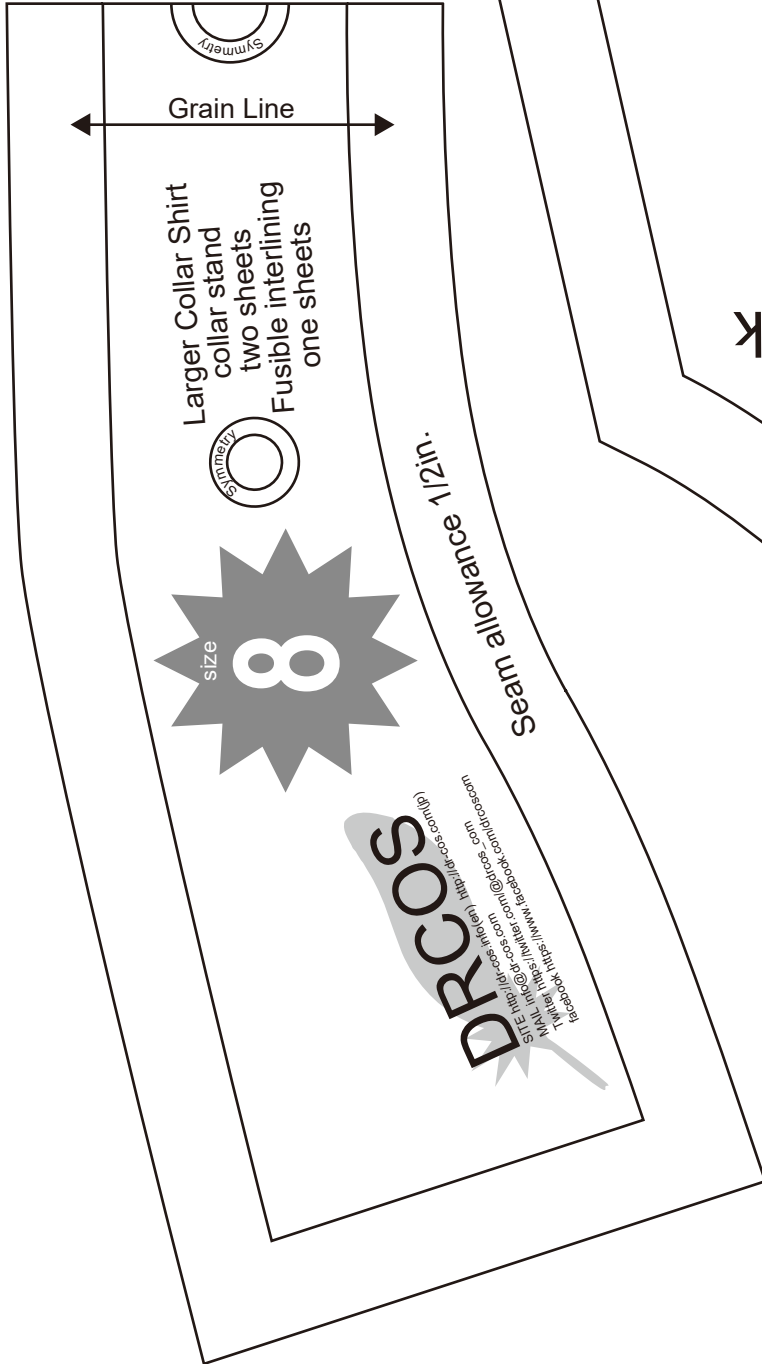
Bonding line Bb

Facing Line

Bonding line Bc

Bonding line CB

Bonding line Ac



Back

Bonding line DA

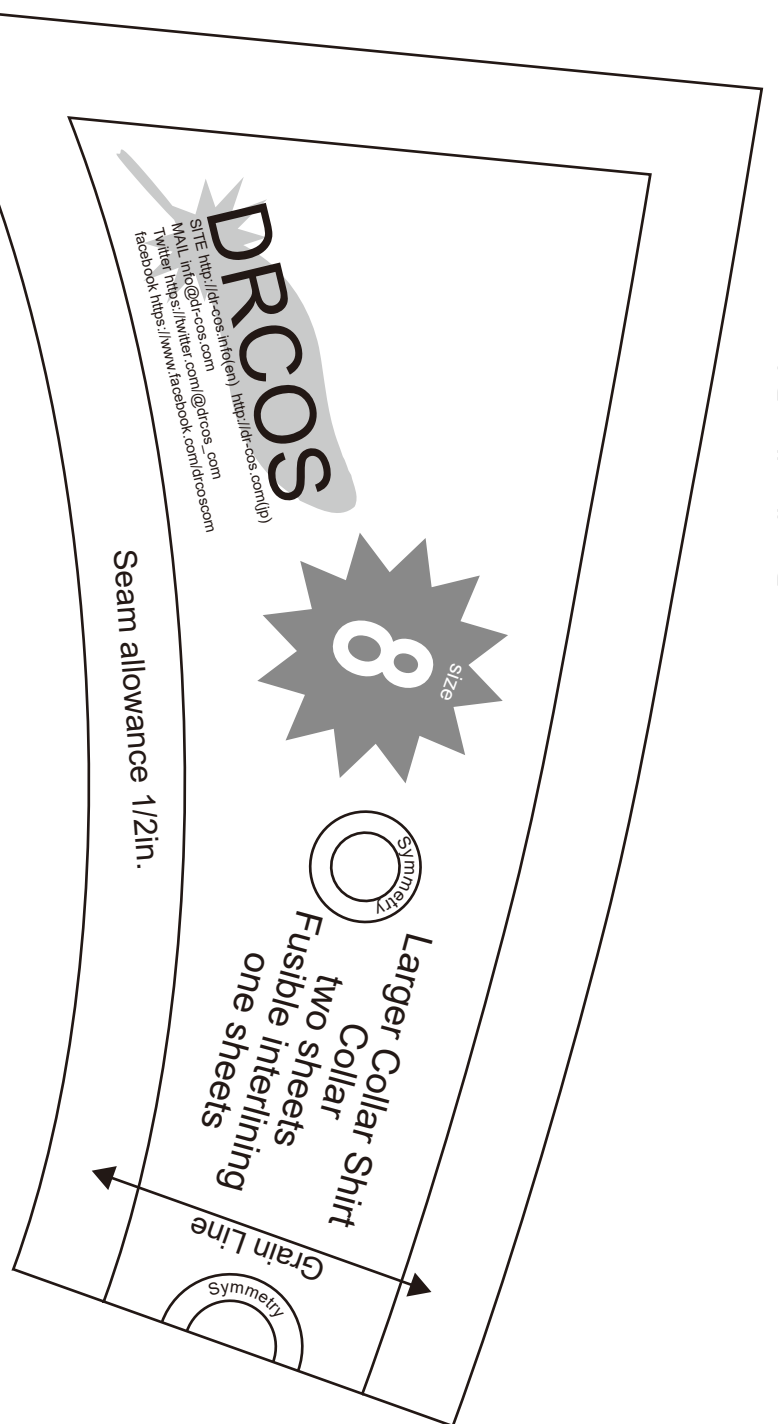
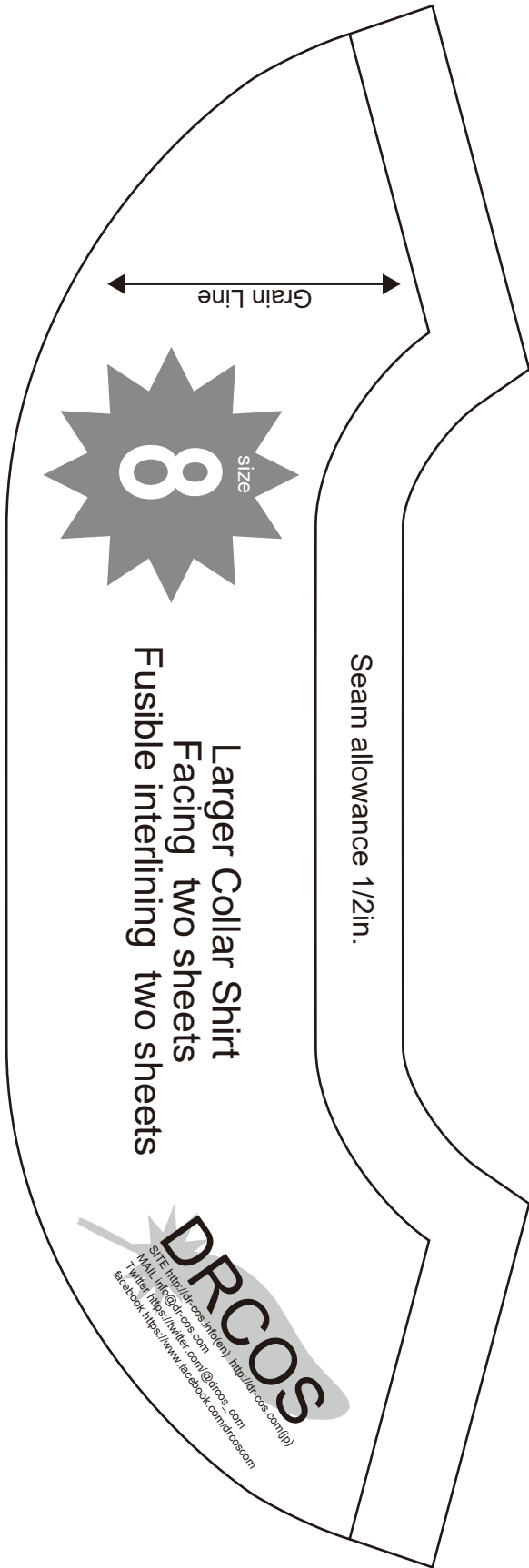


Bonding line Ac

Shirt

NS

(d)





# Children's

Larger Collar Sleeve  
two sheets

**DRCOS**  
SITE <http://dr-cos.info/en/> (<http://dr-cos.com/jp/>)  
MAIL [info@dr-cos.com](mailto:info@dr-cos.com)  
Twitter <https://twitter.com/dr-cos> <https://www.facebook.com/dr-cos.com>

Seam allowance 1/2in.



Front

Bonding line Ae

Bonding line Ae

Bonding line EA