

Bonding line Aa

First gather

Sewing line position

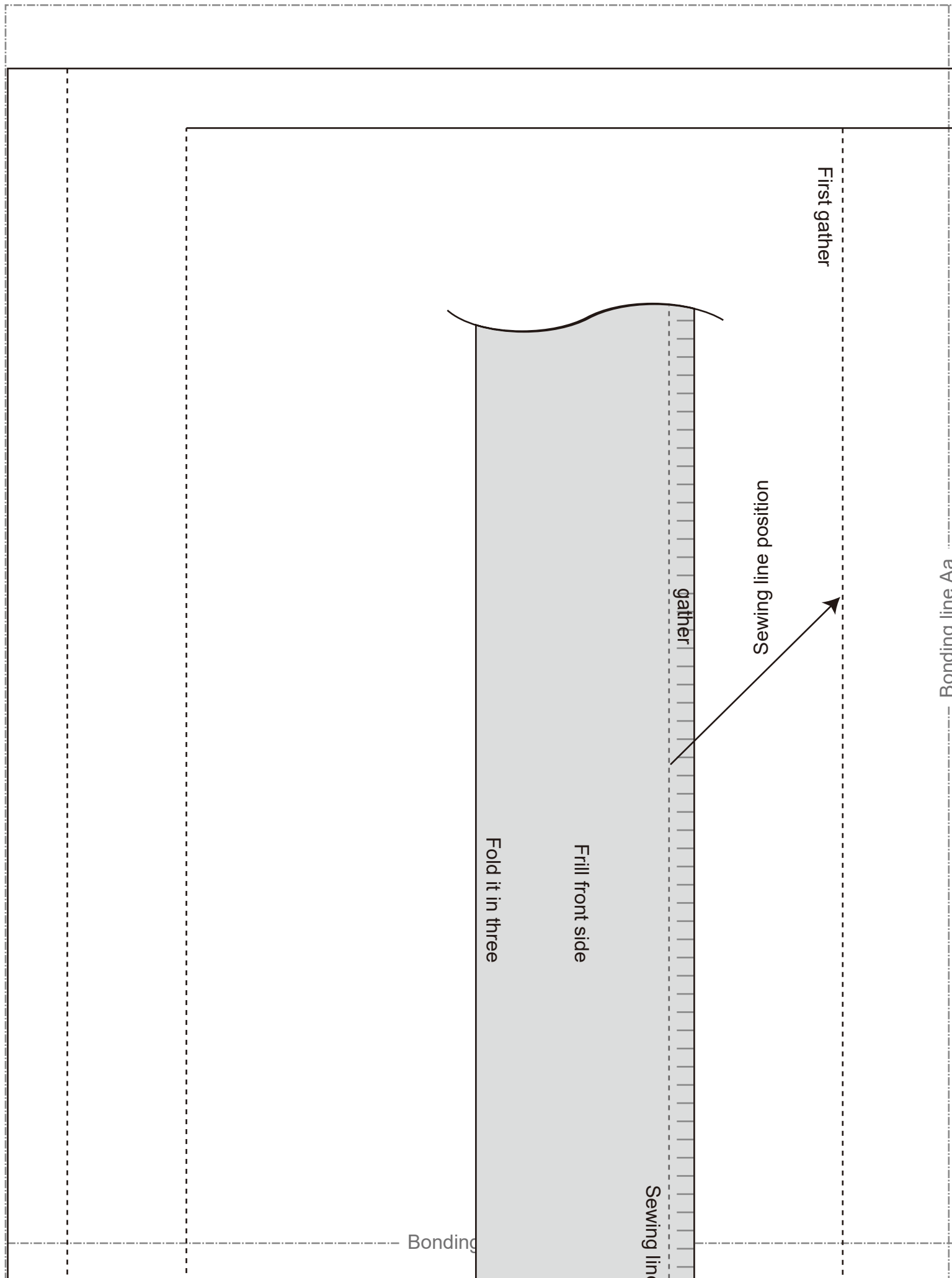
gather

Frill front side

Fold it in three

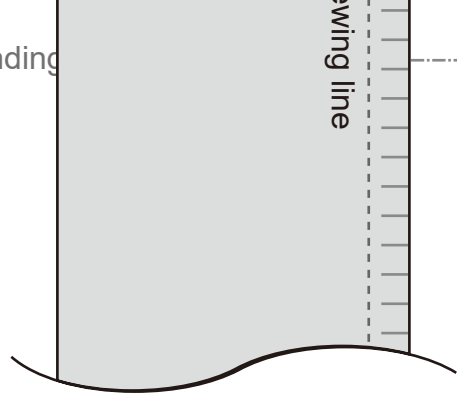
Sewing line

Bonding



Bonding

wing line



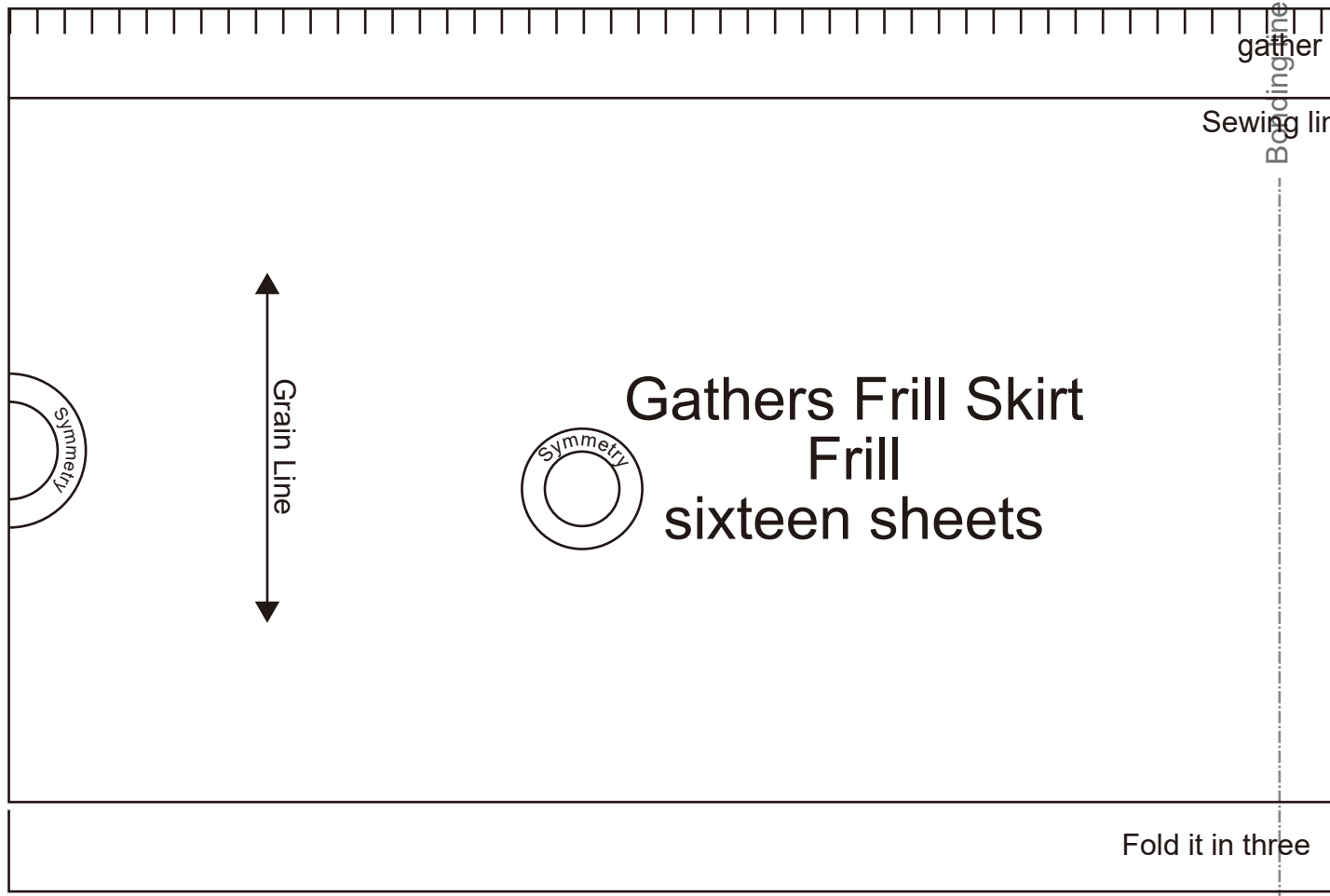
Fold it in three

Fold it in three

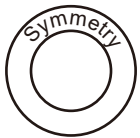


gather Ba

Sewing line
Bonding line



Grain Line



Gathers Frill Skirt
Frill
sixteen sheets

Fold it in three

Bonding line AB

Bonding line Aa

Gathers Frill Skirt Body two sheets

Second gather



Third gather

Fourth gather


Seam allowance 1/2in.

Bonding line BA

Bonding line Ab

Gather

tw



Bonding line BA



DRCOS

SITE [http://dr-cos.info\(en\)](http://dr-cos.info(en)) [http://dr-cos.com\(jp\)](http://dr-cos.com(jp))
MAIL info@dr-cos.com
Twitter https://twitter.com/drcos_com
facebook <https://www.facebook.com/drcoscom>



Ba

Bonding line Ba

gather

Bonding line

LADIES' size **F**

DRCOS

SITE [http://dr-cos.info\(en\)](http://dr-cos.info(en)) [http://dr-cos.com\(jp\)](http://dr-cos.com(jp))
MAIL info@dr-cos.com
Twitter https://twitter.com/drcos_com
facebook <https://www.facebook.com/drcoscom>

three

Bonding line BB

Bonding line Bb