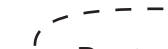


[Home](#)

[Back to Gathered frill camisole page](#)

 Baste



Bonding line Aa

G

Bonding line AA

Bonding line AA



G

Bonding line Ba

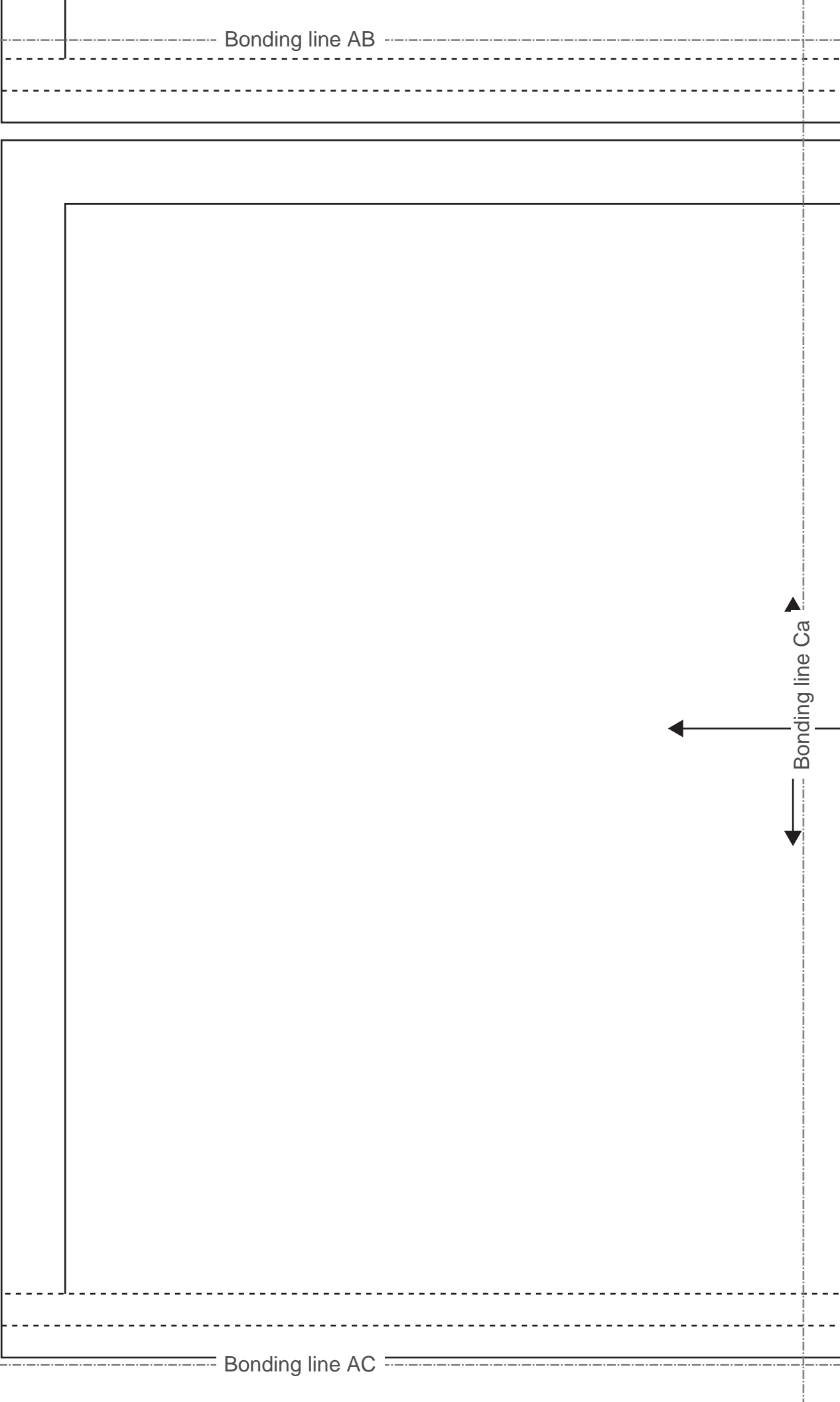
G

Bonding line AB

Bonding line AB

Bonding line Ca

Bonding line AC



Shoulder strap position



Gathered frill camisole Band two sheets

Gathered frill 4th piece

Bonding line Aa

Bonding line Ab

Gathered frill 3th piece

Bonding line BA

Bonding line BA

Gathered frill 2th piece

Gathered frill 1th piece

Bonding line Ba

Bonding line Bb



Grain Line

Trifold

Bonding line BB


Trifold

Bonding line BB

Bonding line Ca

Bonding line Cb

Bonding line BC



MEN'S **LL** size

Seam allowance 1/2in.

Seam allowance 1/2in.

Bonding line Ab

Bonding line Ac

MEN'S **LL** size

Bonding line CA

Bonding line CA

Bonding line Bb

Bonding line Bc

Gathered frill camisole
Body
two sheets

Bonding line CB

Bonding line CB

Bonding line Cb

Gathered frill camisole
Frill
eight sheets

Bonding line Cc

Bonding line CC

When using a bra strap, a loop is sewn



Bonding line Ac

Bonding line Ad

Bonding line DA

Bonding line DA



Bonding line Bc



Bonding line Bd

Bonding line DB

Bonding line DB

Seam allowance 1/2in.

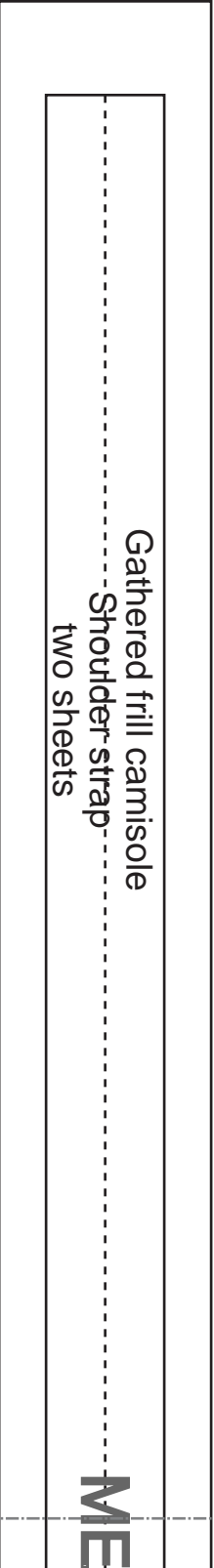
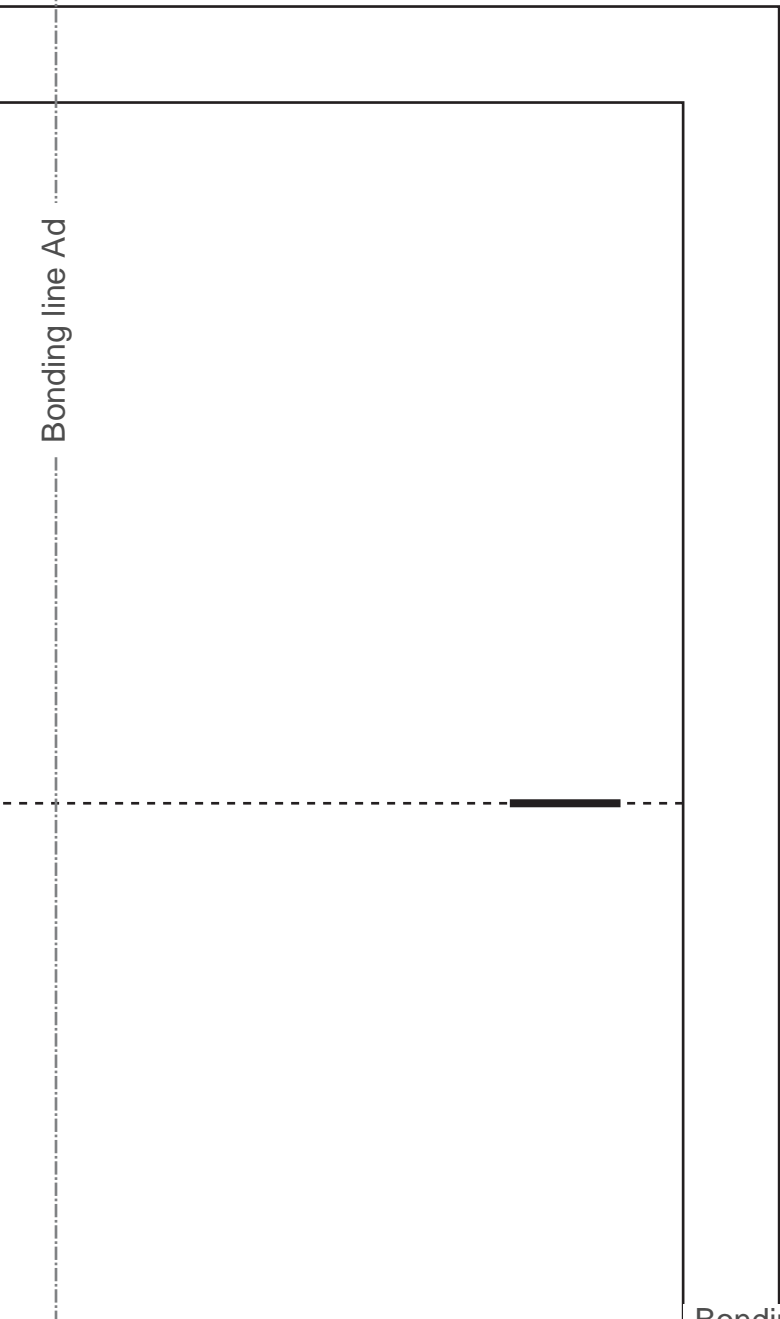
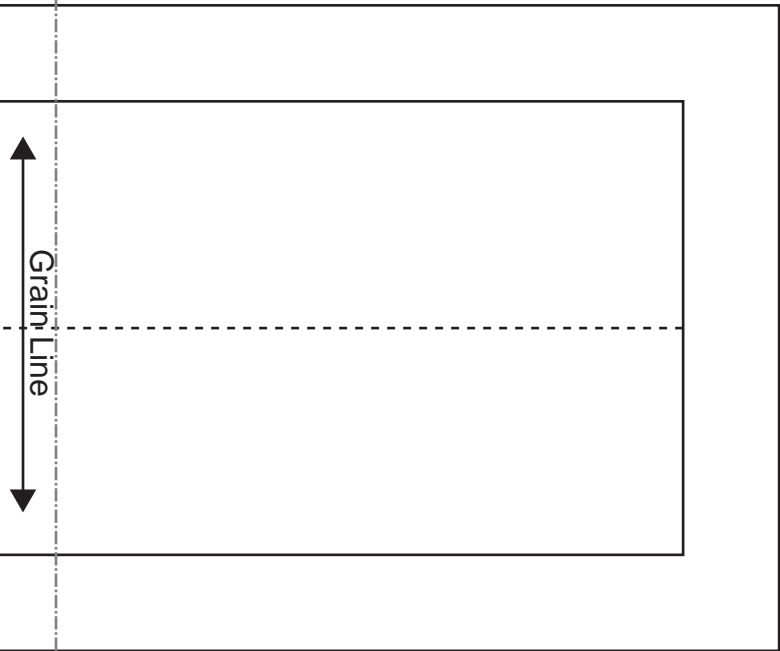
Gathered sewing

Bonding line Cc

Bonding line Cd

Trifold

Bonding line DC



Bonding line EA



Bonding line Be

Bonding line Bd

DRCOS

SITE [http://dr-cos.info\(en\)](http://dr-cos.info(en)) [http://dr-cos.com\(jp\)](http://dr-cos.com(jp))
MAIL info@dr-cos.com
Twitter https://twitter.com/@drcos_com
facebook <https://www.facebook.com/drcoscom>

Bonding line EB

Bonding line Cd

MEN'S  size

Bonding line Ce

Bonding line FB

Bonding line Ce

Bonding line Cf

Bonding line FC

Bonding line GB

Bonding line Cf



Bonding line GC