

[Home](#)

[Back to Gathered frill camisole page](#)

DRCOS
SITE <http://dr-cos.info/en> [http://dr-cos.com\(pdf](http://dr-cos.com(pdf)
MAIL info@dr-cos.com
TWITTER https://twitter.com/dr-cos_com
FACEBOOK <https://www.facebook.com/drcoscom>

Bonding line Aa

Bonding line AA

Bonding line AA

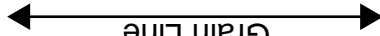
Trifold

Gathered frill 1th piece

Bonding line Ba

Grain Line

Bonding line AB



Bonding line AB

Bonding line Ca

Gathered frill camisole
Body
two sheets

Bonding line AC

Bonding line AC

Bonding line Da



Bonding line AD

Bonding line Aa

Bonding line Ab

Bonding line BA

Bonding line BA

Gathered frill 2th piece

Gathered frill 3th piece

Bonding line BB

Bonding line Ba

Bonding line Bb

Bonding line BB

Bonding line Ca



Bonding line Cb


Bonding line BC

Bonding line BC

Bonding line Da

Bonding line Db

Bonding line BD



Bonding line Ab



Bonding line Ac



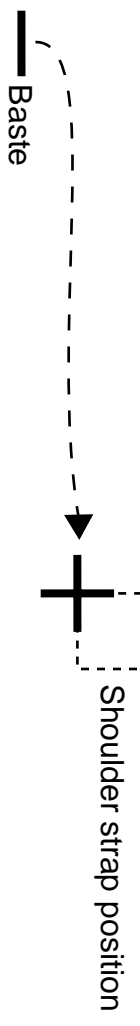
Bonding line CA

Bonding line Bc

Gathered frill camisole
Shoulder-strap
two sheets

MEN'S

Bonding line CA



Bonding line CB

DRCOS

SITE <http://dr-cos.info/en> | <http://dr-cos.com/jp>
MAIL info@dr-cos.com
Twitter https://twitter.com/dr-cos_com
facebook <https://www.facebook.com/drcoscom>

Gathered
two

Gathered frill 4th piece

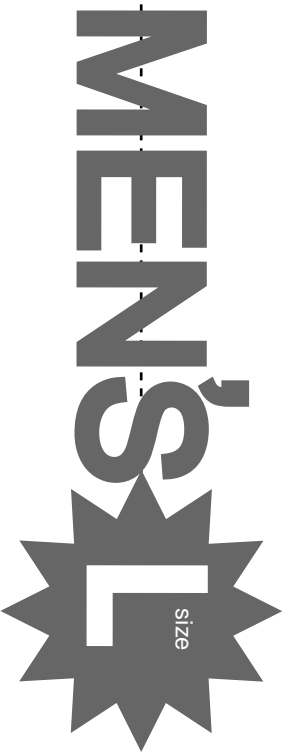
Bonding line Bb

Bonding line Cc



Bonding line CB

ered frill camisole
Band
two sheets



Bonding line CC

Seam allowance 1/2in.

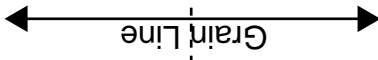
Seam allowance 1/2in.

Bonding line Cb

Bonding line Db

Bonding line CC

When using a bra strap, a loop is sewn



Bonding line CD

Bonding line Dc

Bonding line Ac

Bonding line Ad

Trifold

sole

Gathered sewing

Seam allowance 1/2in.

Bonding line DA

Bonding line Ad

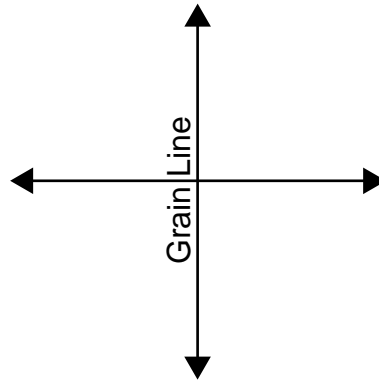
Gathered frill can
Frill
eight sheets

Bonding line Ae

Bonding line EA

Bonding line Ae

Bonding line Af



Bonding line FA

Bonding line Af

Bonding line GA