

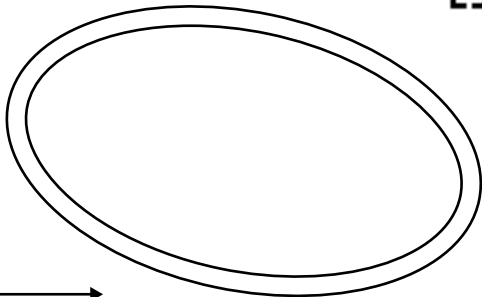
[Home](#)
[Back to Fingerlessglove page](#)

How to make
(Japanese page)



DRCOS

SITE: <http://dr-cos.info/en> | <http://dr-cos.com/jp>
MAIL: info@dr-cos.com
Twitter: https://twitter.com/dr-cos_com
facebook: <https://www.facebook.com/drcoscom>

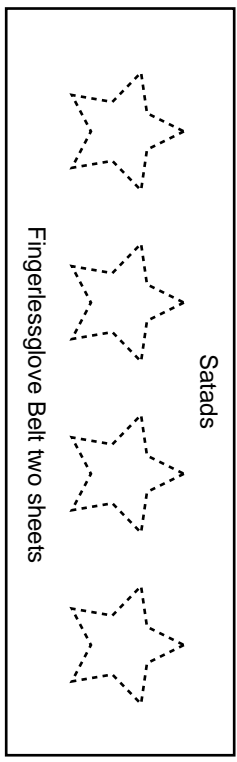


Grain Line

Fingerlessglove
palm
two sheets

Bais

Seam allowance 1/10in.



Satads


Fingerlessglove Belt two sheets

Bonding line Aa

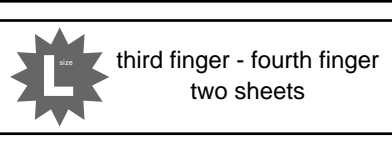
DRCOS

SITE: <http://dr-cos.info/en> | <http://dr-cos.com/jp>
MAIL: info@dr-cos.com
Twitter: https://twitter.com/dr-cos_com
facebook: <https://www.facebook.com/drcoscom>

Fingerlessglove
back of the hand
two sheets



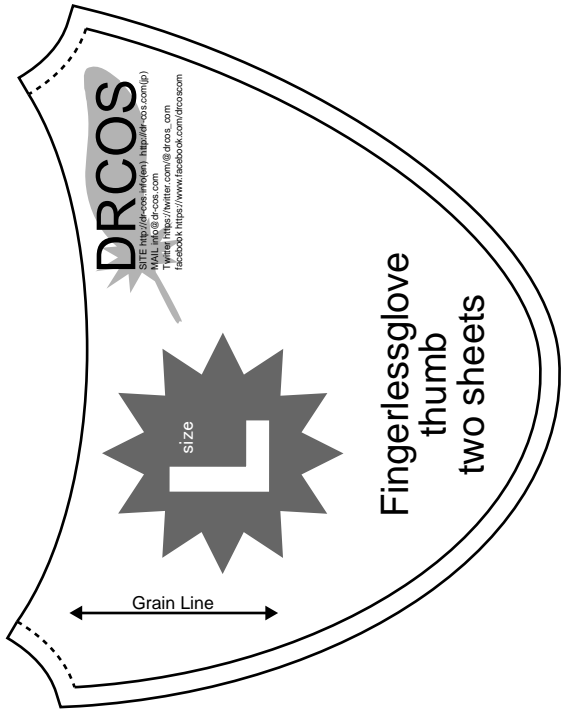
Bais



third finger - fourth finger
two sheets

Grain Line


Seam allowance 1/10in.



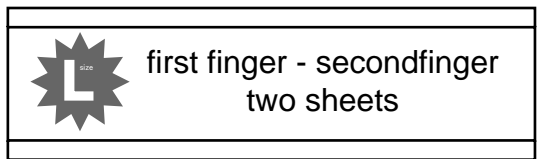
Fingerlessglove
thumb
two sheets

DRCOS

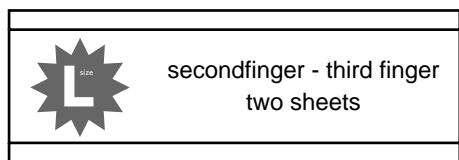
SITE: <http://dr-cos.info/en> | <http://dr-cos.com/jp>
MAIL: info@dr-cos.com
Twitter: https://twitter.com/dr-cos_com
facebook: <https://www.facebook.com/drcoscom>



Grain Line



first finger - secondfinger
two sheets



secondfinger - third finger
two sheets

Bonding line AA