

Grain Line

Bonding line AA

Bonding line Aa

Bonding line AA

**MEN'S**  size

Sew a 2.76-3.16 inch wide ga

Bonding line AB

Elastic band three

Bonding line Ba

Bonding line Ca

The upper side is sandwiched between 1.18-1.57 inch wide gathered ruffles on the bias

Bias start position

Band through position

Lower side sandwiches 2.76-3.16 inch wide gathered ruffles on the bias

Bonding line AB

Bonding line AC

wide gathered ruffle to the hem

Seam allowance 1/2in.

## Drawers Bias two sheets

Seam allowance 1/2in.

2in.

Bonding line AC

Bonding line Da

Bonding line AD

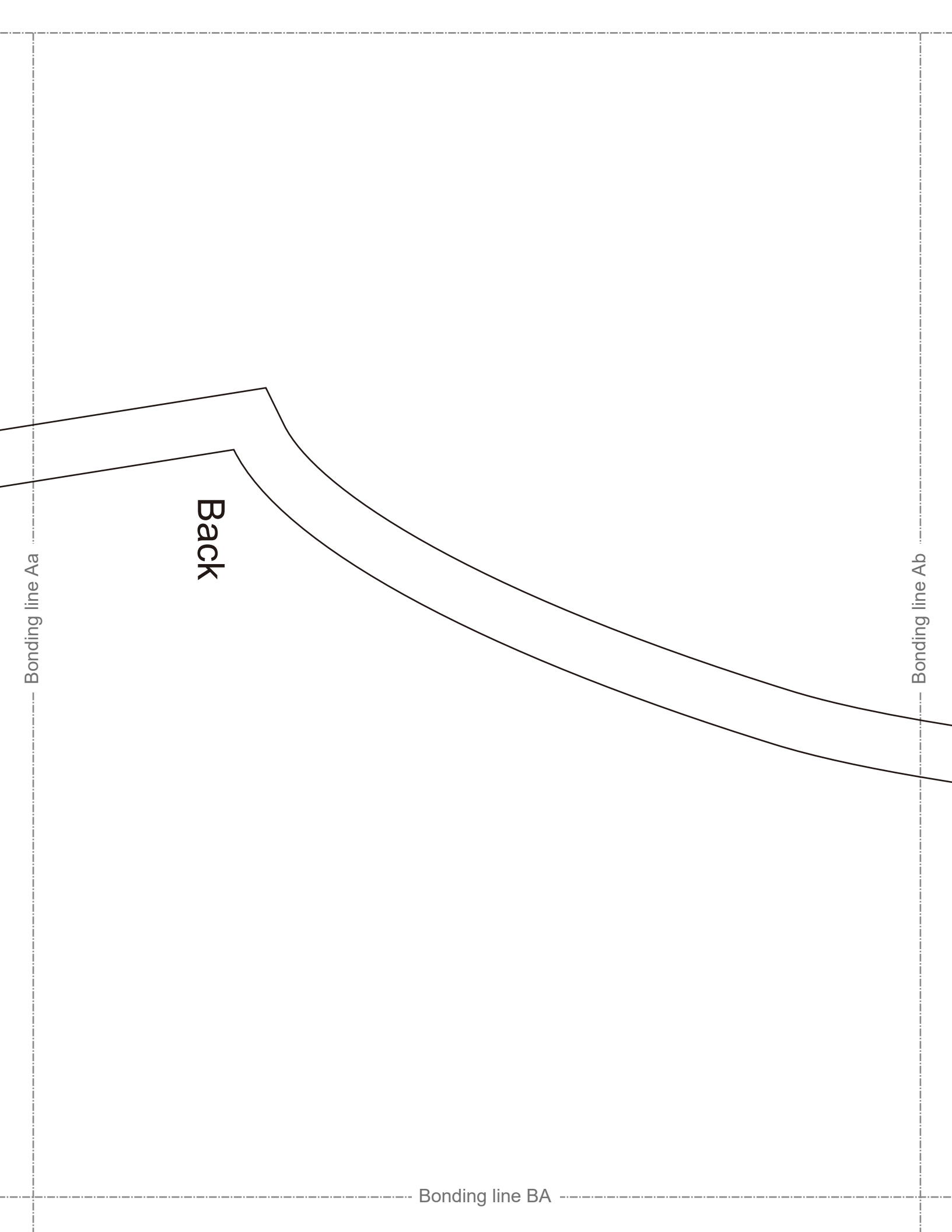


Bonding line Aa

**Back**

Bonding line Ab

Bonding line BA



Bonding line BA

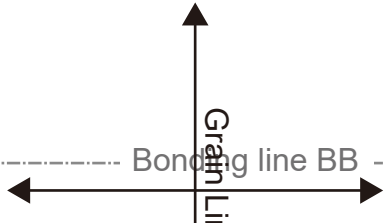
Bonding line Ba

Bonding line Bb

two sh  
Boo

Bonding line BB

Grain Line



Body  
10 sheets

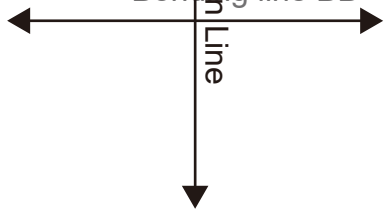
Bonding line Cb

Bonding line BC

Bonding line Ca

Bonding line BB

Grain Line



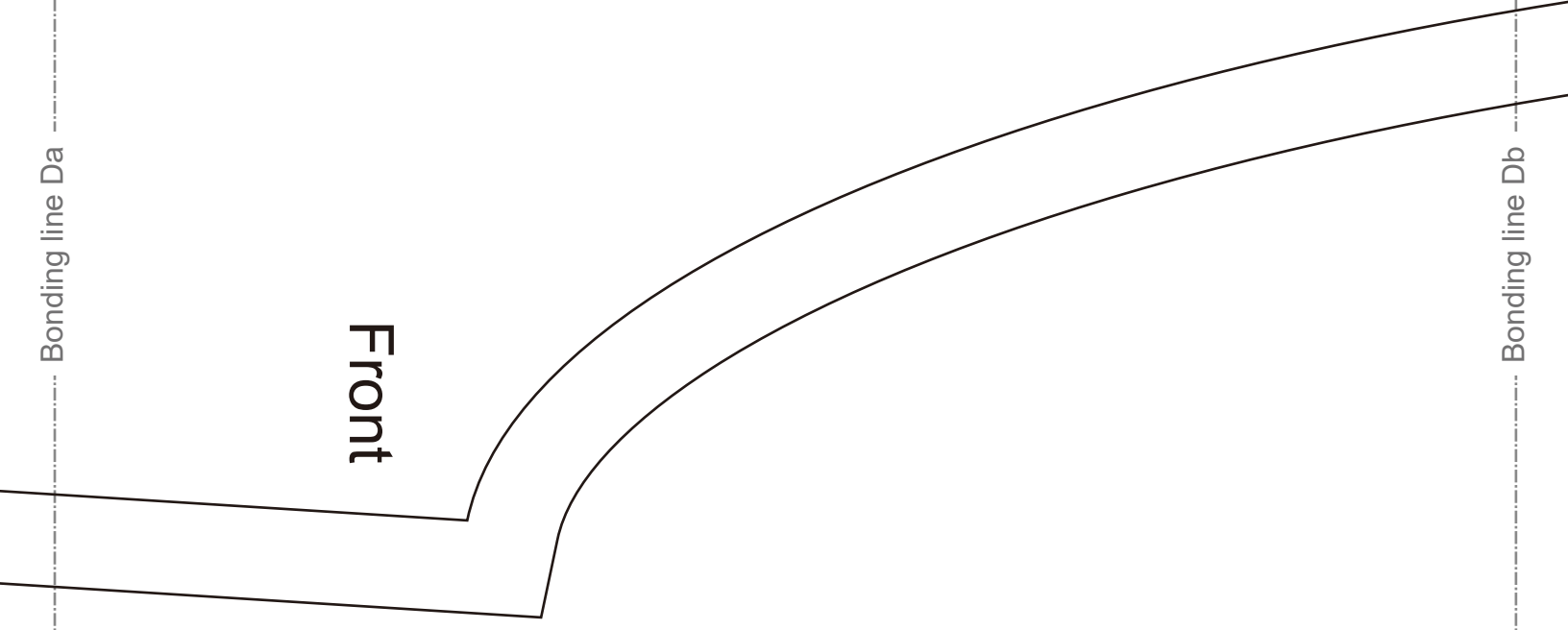
Bonding line BC

Bonding line Da

**Front**

Bonding line Db

Bonding line BD

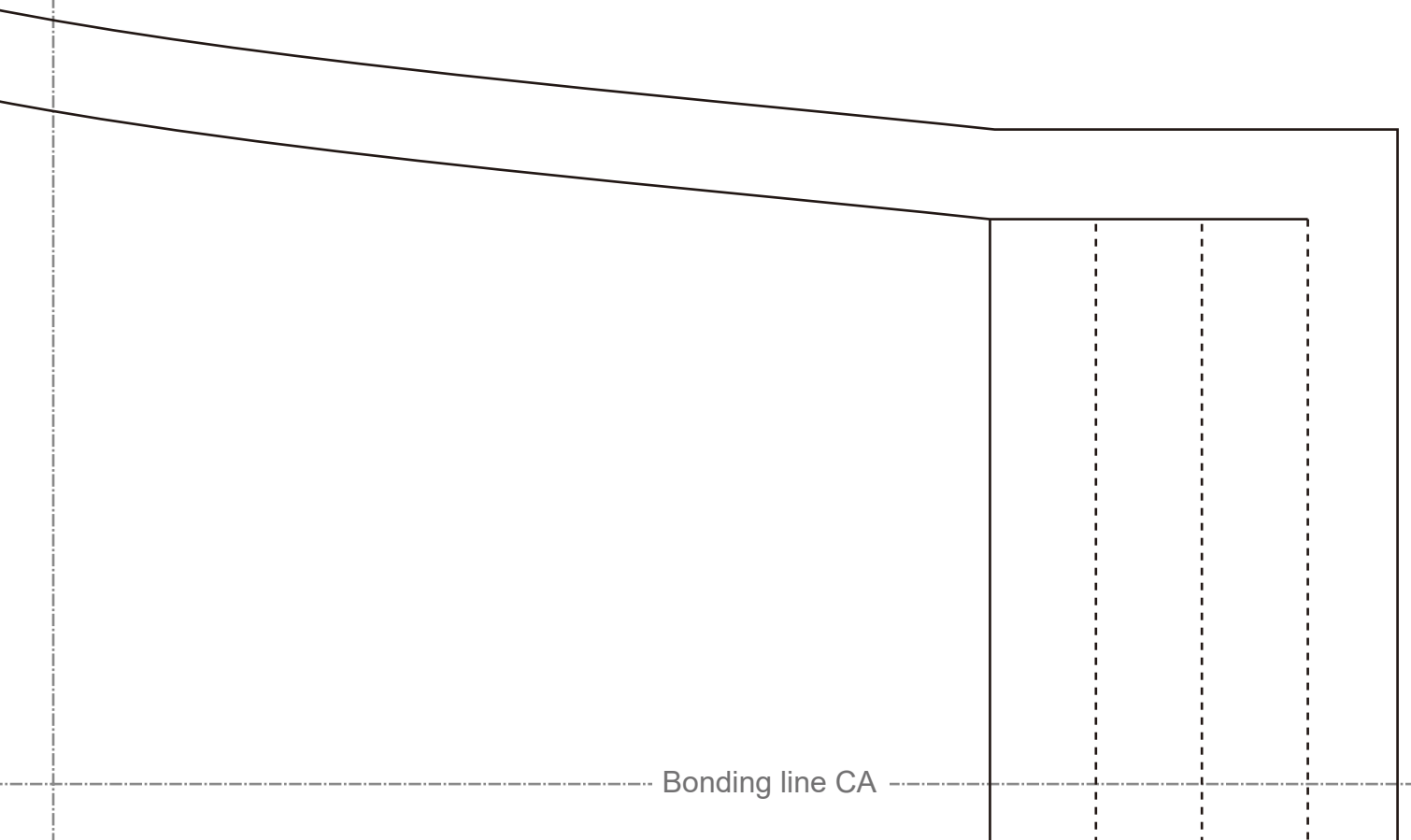




Bonding line Ab

Bonding line Ac

Bonding line CA



Bonding line CA

Bonding line Bb

# MEN

Bonding line CB

Bonding line Bc

Creese

Sewing II

Sewing II

Sewing II

Draw

Boo

two sh

Bonding line Cc

Sewing line

Sewing line

Sewing line

Crease Line

Bonding line CB

Bonding line CC



Drawers  
Body

Bonding line Cb

0 sheets

Bonding line CC



Bonding line Db

Bonding line Dc

Bonding line CD