


MEN'S  size



Sew a 2.76-3.16 inch wide g

Bonding line AA

Bonding line AB

Elastic band through p

Bias s

Bonding line Ba

Bonding line Ca

The upper side is sandwiched between 1.18-1.57 inch wide gathered ruffles on the bias

Bias start position

through position

Lower side sandwiches 2.76-3.16 inch wide gathered ruffles on the bias

Bonding line AB

Bonding line AC

n wide gathered ruffle to the hem

Seam allowance 1/2in.

Drawers Bias two sheets

Bonding line AC

Bonding line Da

Bonding line AD



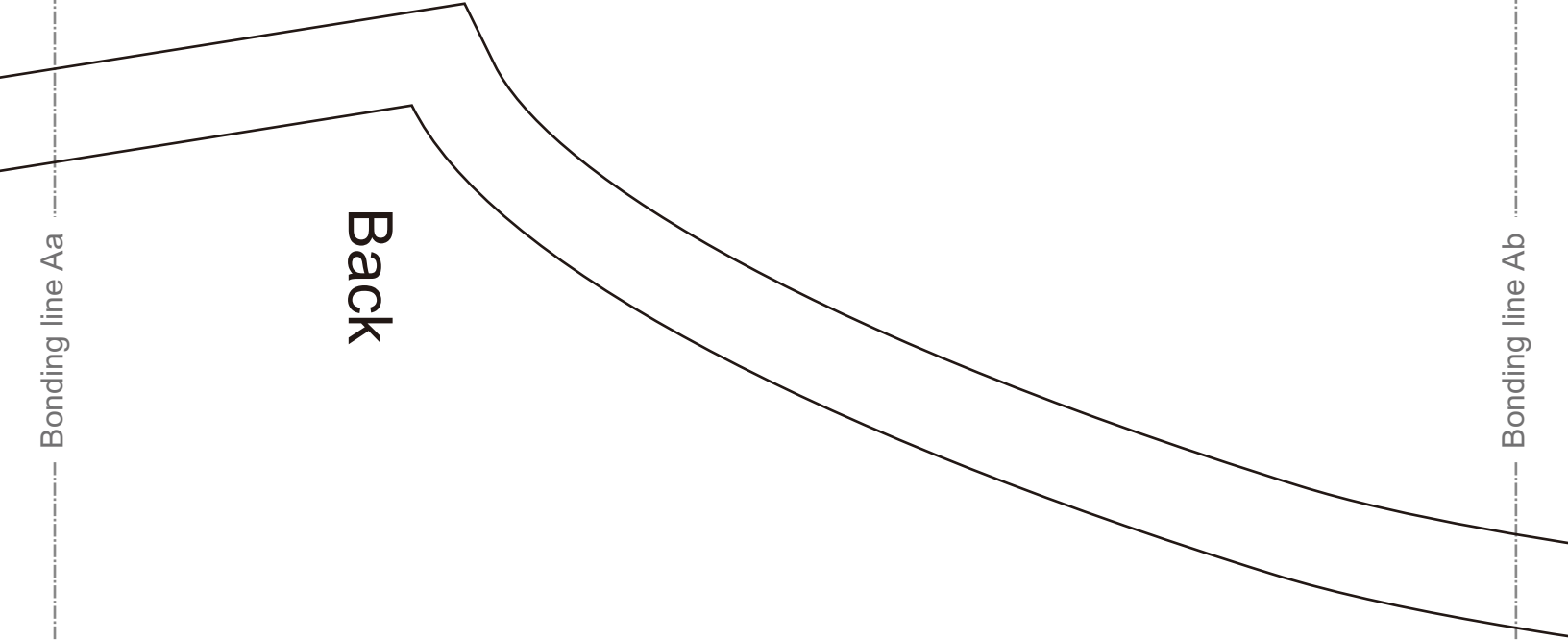
Seam allowance 1/2in.

Bonding line Aa

Back

Bonding line Ab

Bonding line BA

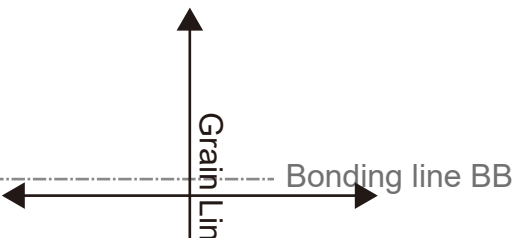


Bonding line BA

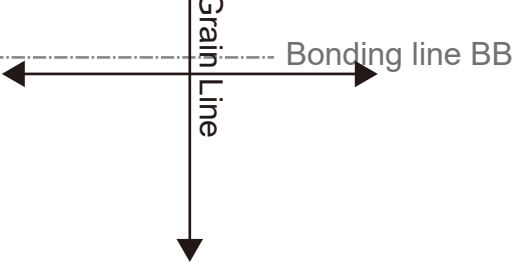
Bonding line Ba

Bonding line Bb

**Drawer
Body
two sheets**



Lower
body
sheets



Bonding line Ca

Bonding line Cb

Bonding line BC

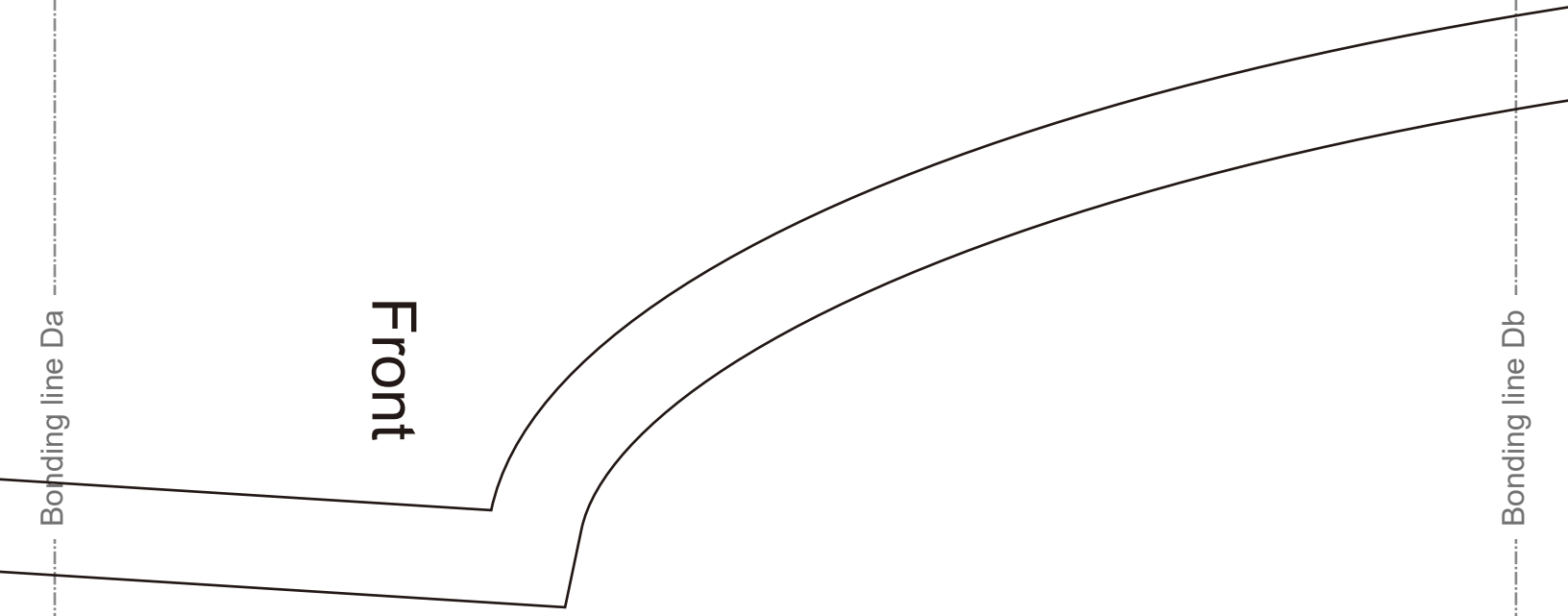
Bonding line BC

Bonding line Da

Front

Bonding line Db

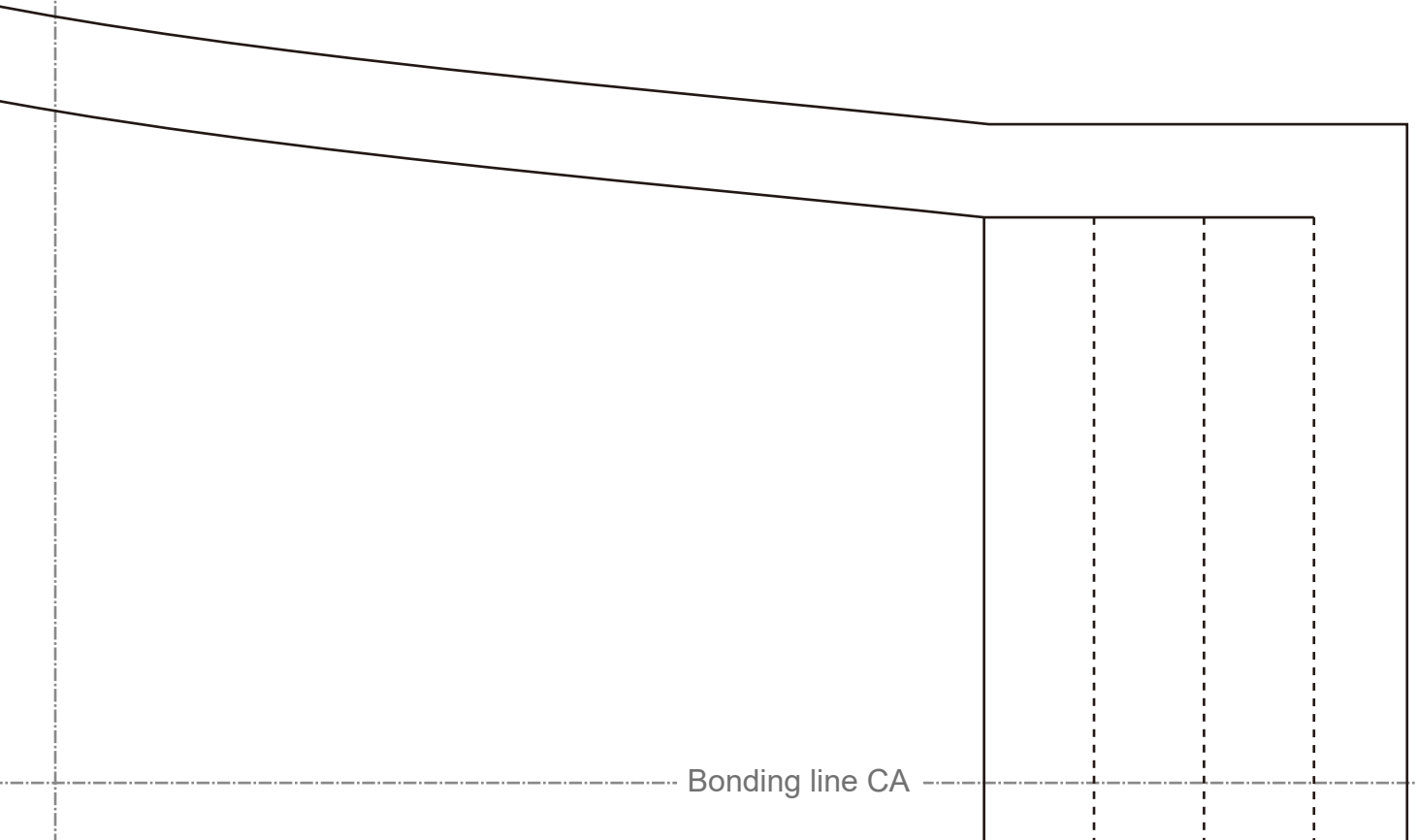
Bonding line BD



Bonding line Ab

Bonding line Ac

Bonding line CA



Drawers

MEN'S

Bonding line Bb

Bonding line CA

Bonding line CB


Crew

Sew

Sew

Sew

Bonding line Bc



Bonding line Cb

Bonding line CB

Creese Line

Sewing line

Sewing line

Sewing line

Bonding line Cc

Bonding line CC

Bonding line CC

DRCOS
SITE <http://dr-cos.info/en> <http://dr-cos.com/pt>
MAIL info@dr-cos.com
Twitter <https://twitter.com/@drcos>
facebook <https://www.facebook.com/drcos.com>

Bonding line Db

Bonding line Dc

Bonding line CD