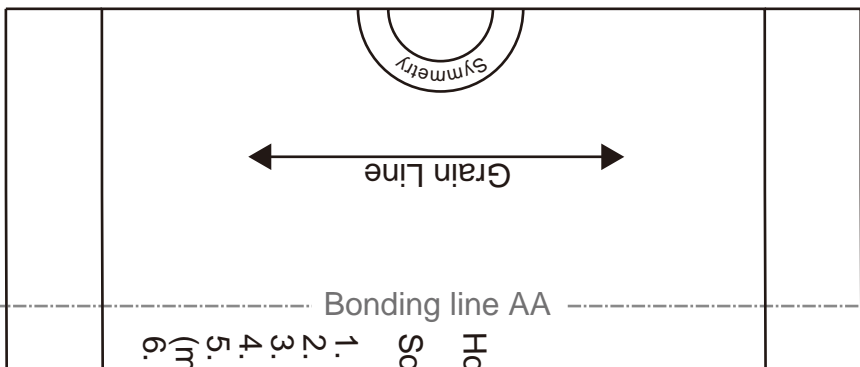
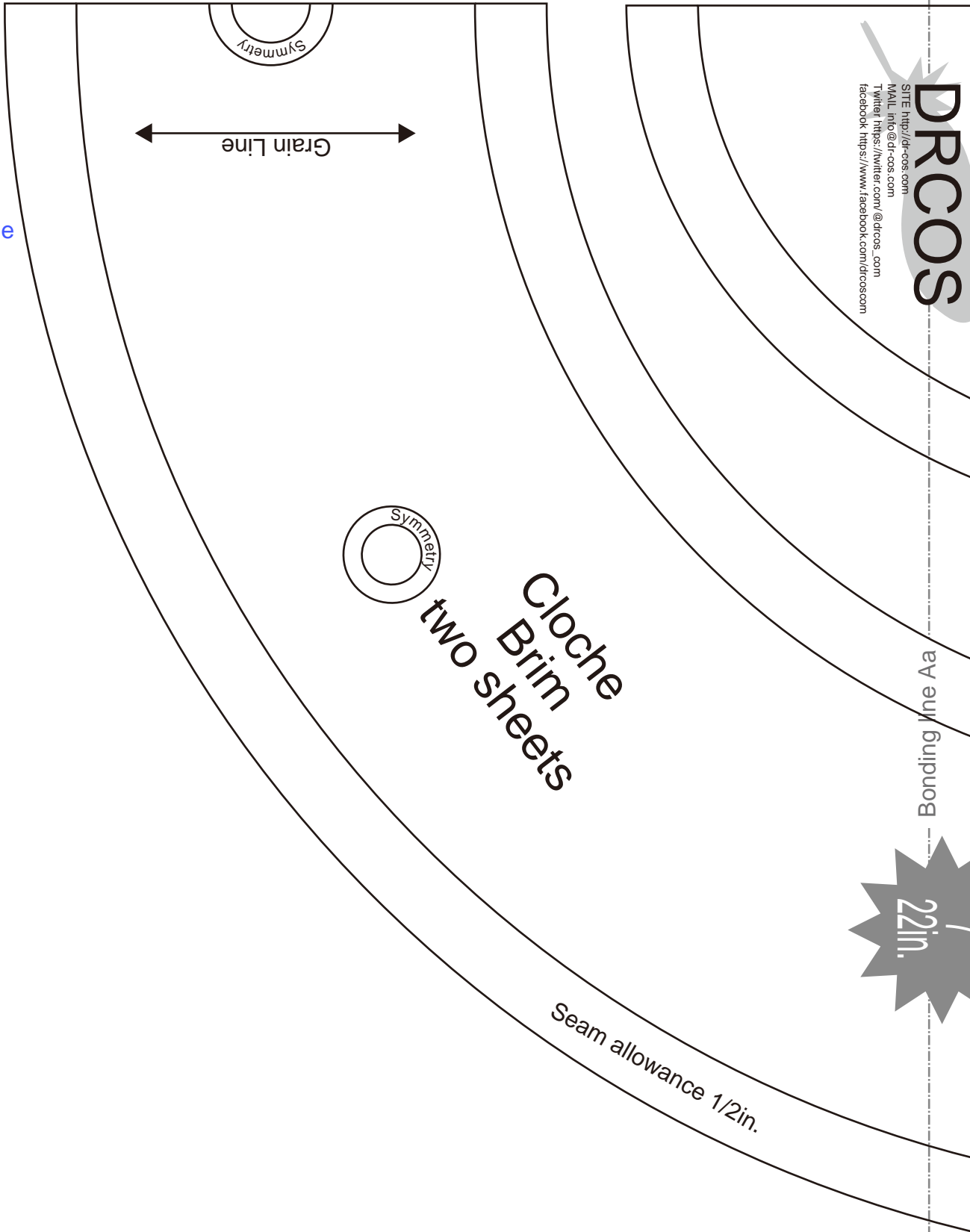


[Home](#)
[Back to cloche page](#)





Cloche Side crown one sheets



DRCOS
SITE <http://dr-cos.com>
MAIL info@dr-cos.com
Twitter [@drcos_com](https://twitter.com/@drcos_com)
facebook <https://www.facebook.com/drcoscom>

How to make

Sorry if I haven't made myself understood (well) in English. You know I'm poor at English.

1. "Crown side" is Serging(Zigzag Stitch).press seam allowances open and make it annular.
2. Sew a "Brim" and make it annular.(two sheets)
3. Press seam allowances open
4. "Top crown" and "Side crown" are sewn up.Seam allowance is Serging(Zigzag Stitch).
5. "2 Brims" are sewn and it's turned over.
6. "Top crown" is sewn up with a "Brim". Seam allowance is Serging(Zigzag Stitch).

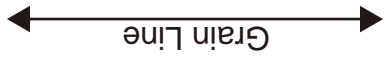
Seam allowance 1/2in.

SITE <http://dr-cos.com>
MAIL info@dr-cos.com

DRCOS



**Cloche
Top crown
one sheets**



Seam allowance 1/2in.

Bonding line Aa



DRCOS
SITE <http://dr-cos.com>
MAIL info@dr-cos.com
Twitter [@droos_com](https://twitter.com/@droos_com)
facebook <https://www.facebook.com/drcoscom>

Bonding line BA

Bonding line Ab