



**Chinahat Belt**  
one sheets




**size 5 1/2 17.3in.**

Grain Line



Symmetry



Symmetry

Seam allowance 1/2in.

**How to make**

Sorry if I haven't made myself understood (well) in English. You know I'm poor at English.

1. **Seam together, Seam opening stitch.**
2. Sew another piece and make it three pieces
3. Make one more thing the same
4. Sew and make a hat parts
5. Sew the belts, make it loop and make shape with iron
6. Sew the belts in the hat parts and sew

**DRCOS**  
 SITE <http://dr-cos.info/en> <http://dr-cos.com/jp>  
 MAIL [info@dr-cos.com](mailto:info@dr-cos.com)  
 Twitter [https://twitter.com/drcos\\_com](https://twitter.com/drcos_com)  
 facebook <https://www.facebook.com/drcoscom>

**DRCOS**  
 SITE <http://dr-cos.info/en> <http://dr-cos.com/jp>  
 MAIL [info@dr-cos.com](mailto:info@dr-cos.com)  
 Twitter [https://twitter.com/drcos\\_com](https://twitter.com/drcos_com)  
 facebook <https://www.facebook.com/drcoscom>