

Bonding line AA

crease

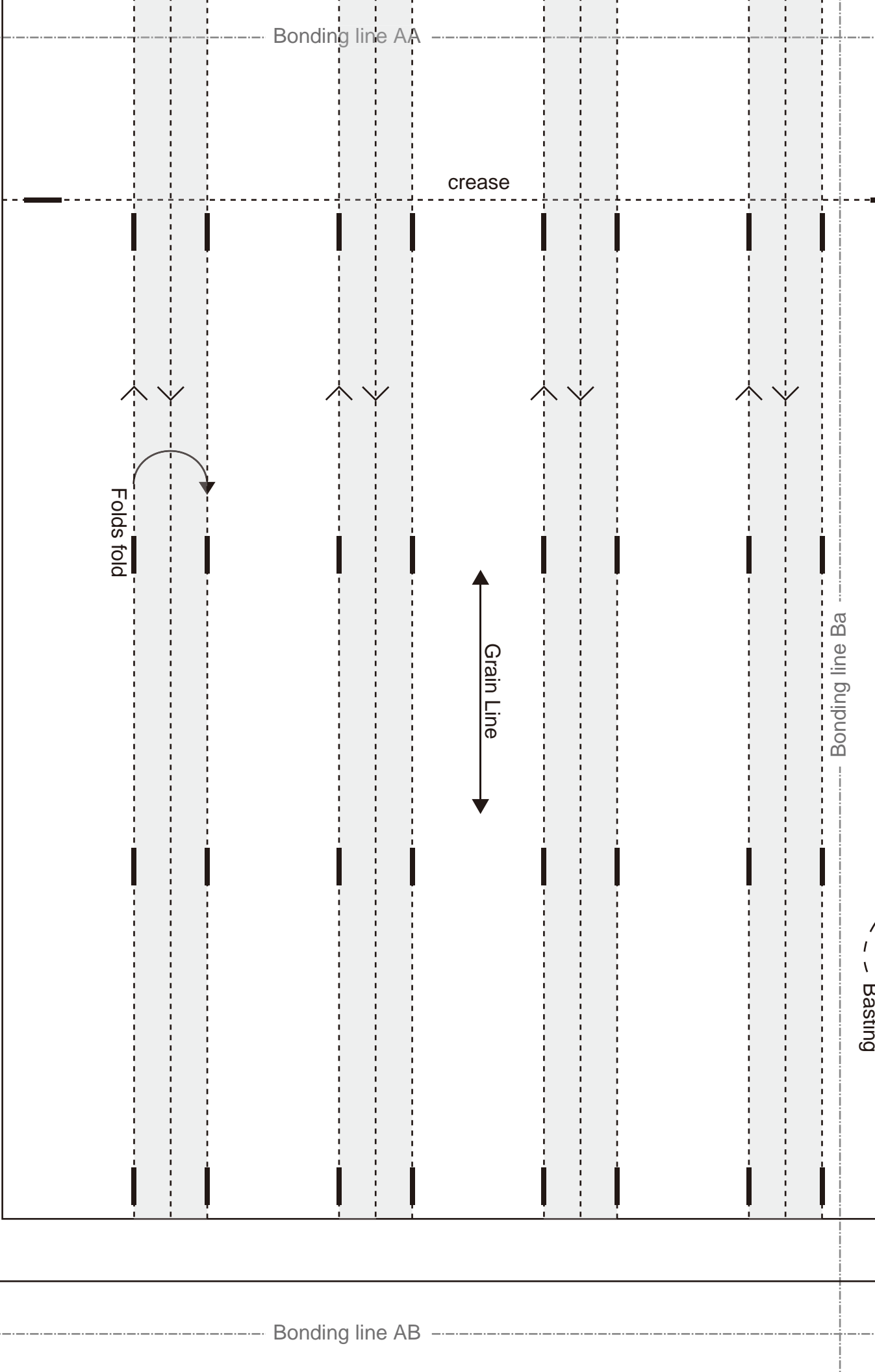
Folds fold

Grain Line

Bonding line Ba

Basting

Bonding line AB



crease



crease

crease

**Chefhat  
brim  
one sheets**

Seam allowance 1/2in.

Bonding line Aa

Bonding line Ab

Bonding line BA

Bonding line BA

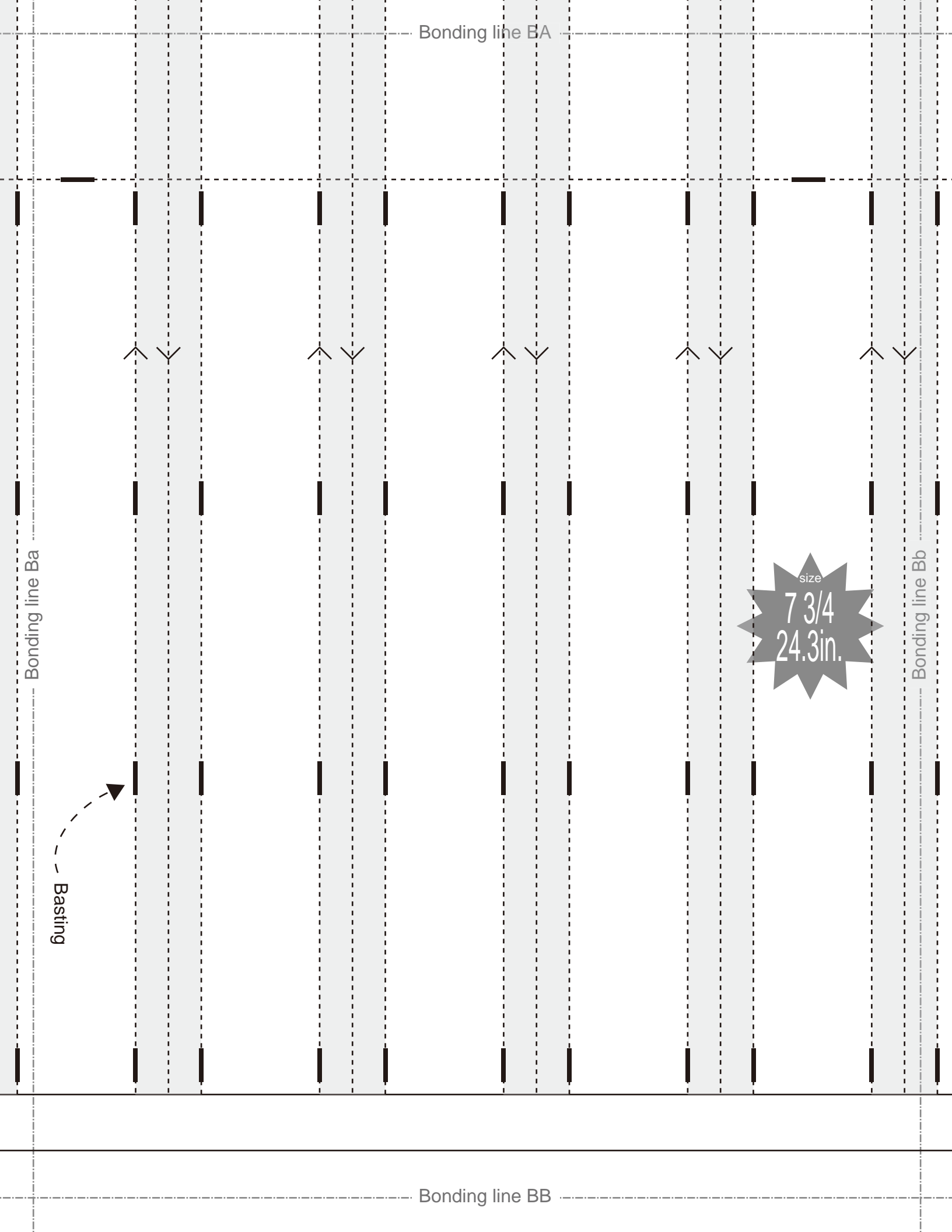
Bonding line Ba

Bonding line Bb

Basting

size  
7 3/4  
24.3in.

Bonding line BB



Bonding line Ab

Bonding line Ac

### How to make

Sorry if I haven't made myself understood (well) in English. You know I'm poor at English.

- 1.Sew the "brim" and shape them with an iron
- 2.fold all folding positions of the "side"
- 3.Sew the "side" and crush the seam allowance by iron
- 4.Fold it inward according to the "top" folding line of the "side" and shape it with an iron
- 5.Fold the "top" fold line with an iron and sew it to the "side"
- 6.Sew the "side" while sandwiching in the "brim"

2in.

Bonding line CA

Bonding line CA

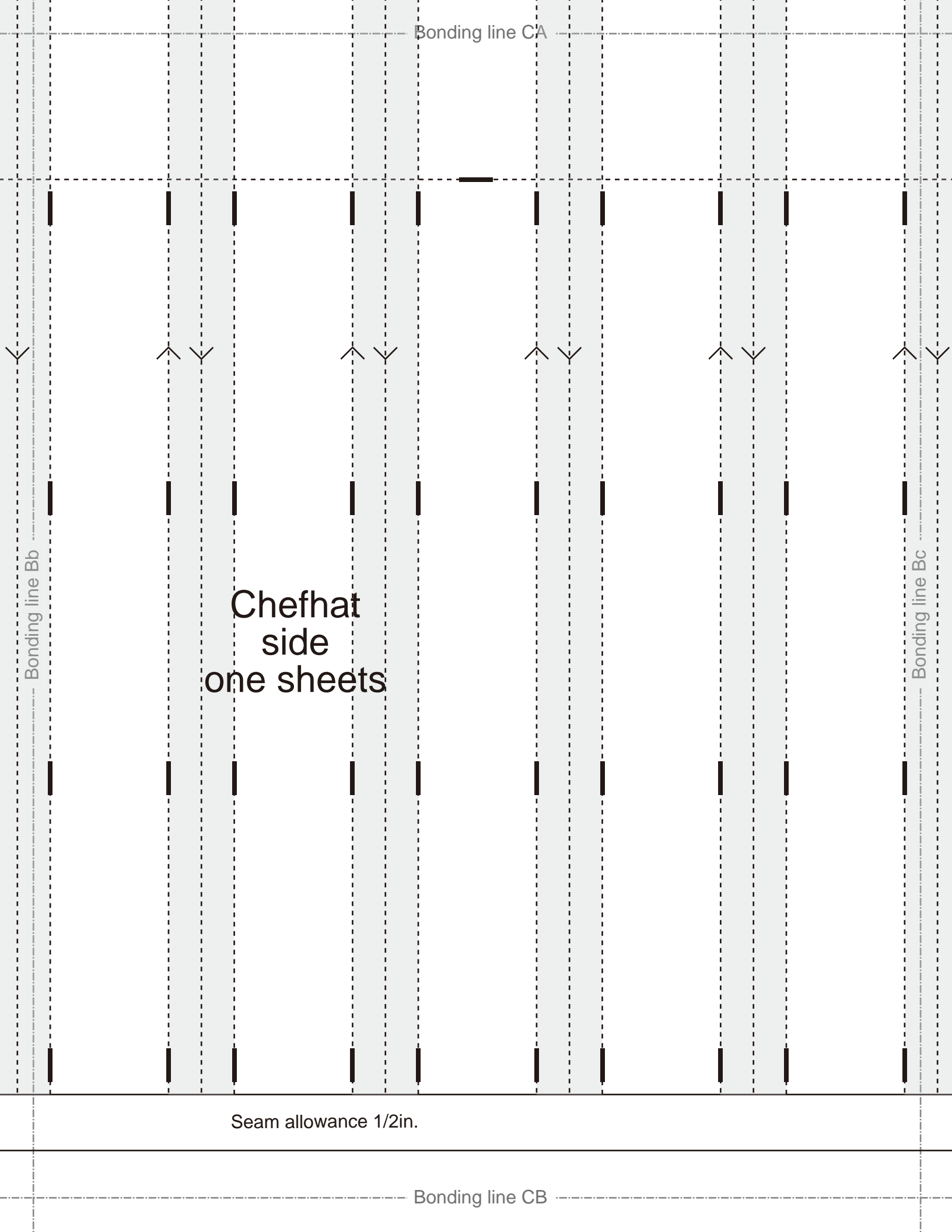
Bonding line Bb

Bonding line Bc

Chefhat  
side  
one sheets

Seam allowance 1/2in.

Bonding line CB



# DRCOS

SITE [http://dr-cos.info\(en\)](http://dr-cos.info(en)) [http://dr-cos.com\(jp\)](http://dr-cos.com(jp))  
MAIL [info@dr-cos.com](mailto:info@dr-cos.com)  
Twitter [https://twitter.com/drcos\\_com](https://twitter.com/drcos_com)  
facebook <https://www.facebook.com/drcoscom>

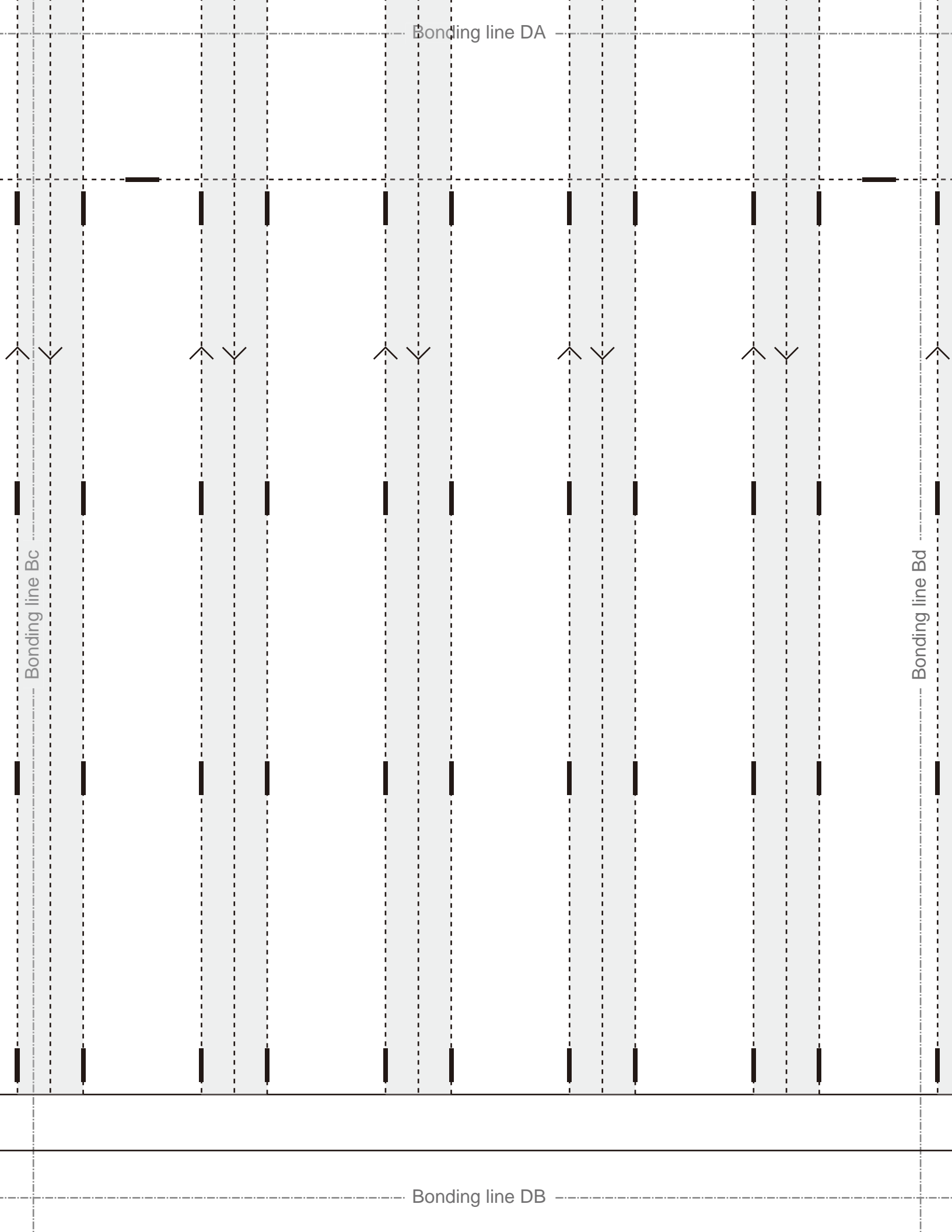
Bonding line Ac

n iron

Bonding line Ad

Line

Bonding line DA





**DRCOS**

SITE <http://dr-cos.info/en> <http://dr-cos.com/tp>  
MAIL [info@dr-cos.com](mailto:info@dr-cos.com)  
TWITTER <https://twitter.com/dr-cos.com>  
FACEBOOK <https://www.facebook.com/drcoscom>

**Chefhath  
Top crown  
one sheets**

crease

size  
7 3/4  
24.3in.

Seam allowance 1/2in.

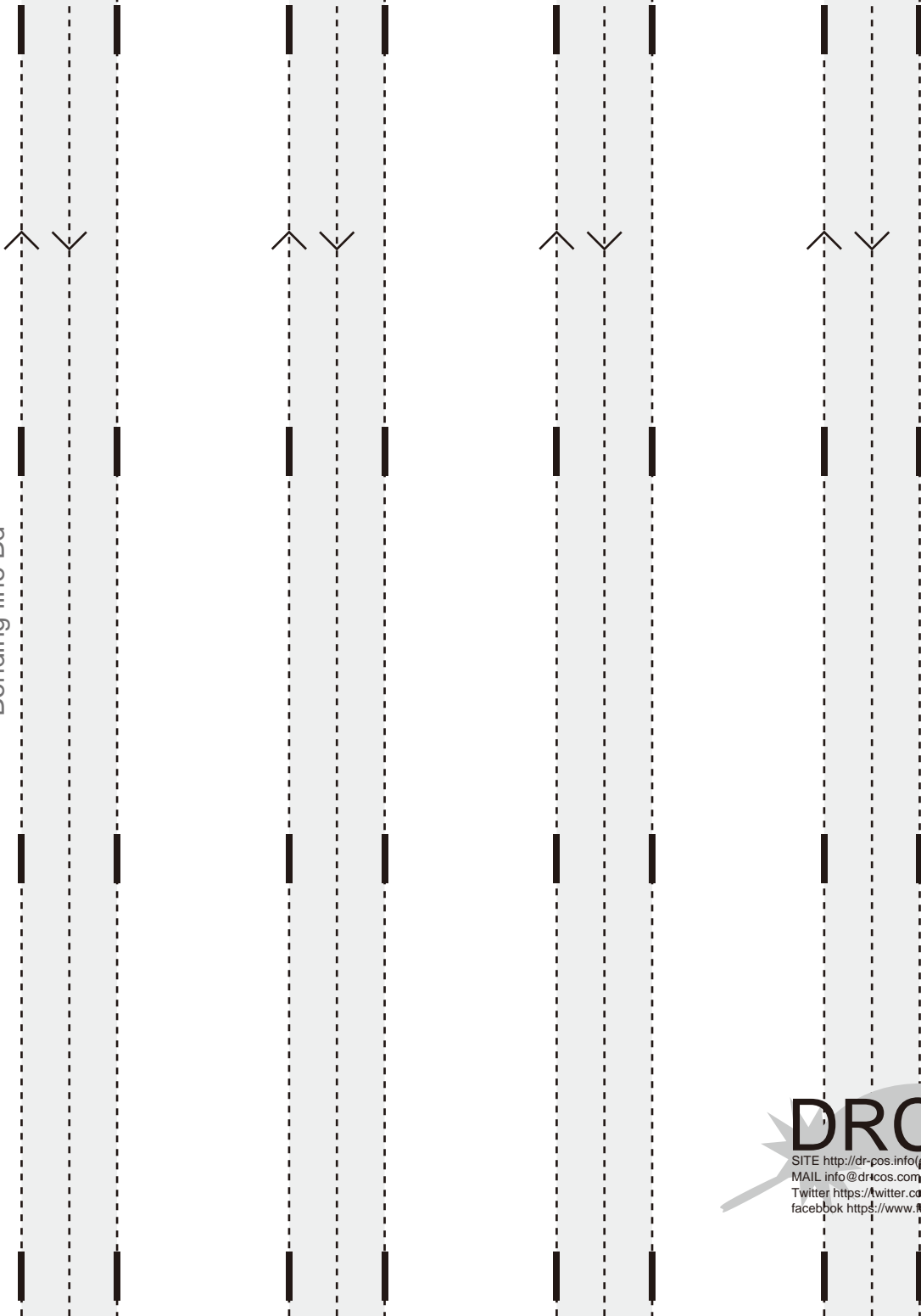
Bonding line Ad

Grain Line

Bonding line EA

Bonding line EA

Bonding line Bd



**DRCOS**  
SITE [http://dr-pos.info\(en\)](http://dr-pos.info(en)) [http://dr-cos.com\(jp\)](http://dr-cos.com(jp))  
MAIL [info@drcos.com](mailto:info@drcos.com)  
Twitter [https://twitter.com/@drcos\\_com](https://twitter.com/@drcos_com)  
facebook <http://www.facebook.com/drcoscom>

Bonding line EB