

[Home](#)

[Back to Camisole page](#)

Bais

Bonding line Aa


Bonding line AA



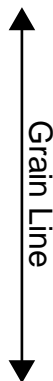
Bonding line AA

LADIES'S

size



Camisole
Body below (for both front and rear)
two sheets



Bonding line Ba

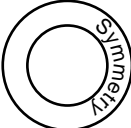
Bonding line AB

Bonding line Ab

Shoulder Bais strap position

Bais

Grain Line



LADIES'S ^{size}

Camisole
Back body
one sheets

Bais

Seam allowance 1/2in.

DRCOS
 SITE <http://dr-cos.info> (en) [http://dr-cos.com\(fr\)](http://dr-cos.com(fr))
 MAIL info@dr-cos.com
 Twitter <https://twitter.com/dr-cos>
 facebook <https://www.facebook.com/drcoscom>

Bonding line Aa

Bonding line BA

Bonding line BA

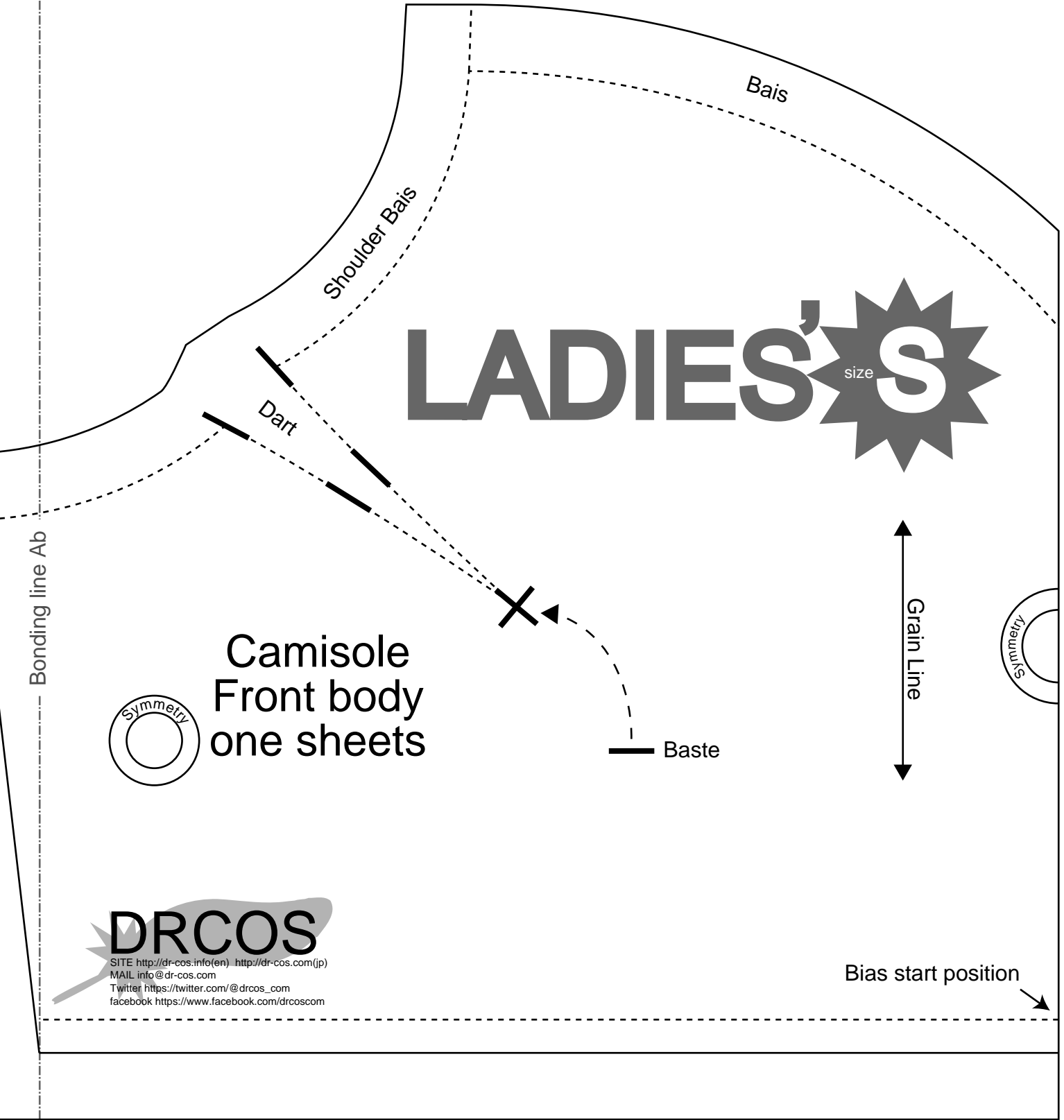
Bonding line Ba

Bonding line Bb

DRCOS

SITE [http://dr-cos.info\(en\)](http://dr-cos.info(en)) [http://dr-cos.com\(jp\)](http://dr-cos.com(jp))
MAIL info@dr-cos.com
Twitter [@drcos_com](https://twitter.com/@drcos_com)
facebook <https://www.facebook.com/drcoscom>

Bonding line BB



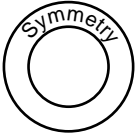
LADIES'S

size

Bonding line Ab

Bonding line Ac

Camisole Front body one sheets



Baste

Grain Line

Bias start position

DRCOS

SITE [http://dr-cos.info\(en\)](http://dr-cos.info(en)) - [http://dr-cos.com\(jp\)](http://dr-cos.com(jp))
MAIL info@dr-cos.com
Twitter https://twitter.com/@drcos_com
facebook <https://www.facebook.com/drcoscom>

Bonding line CA