

Through a r

Bonding line A

Make a rubber hole.

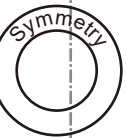
Bonding line AA

Bonding line AA

Bonding line AB

Ch

Bonding line Ba



Bonding line AB

Seam allowance 1/2in.

Bonding line AC

Bonding line Ca

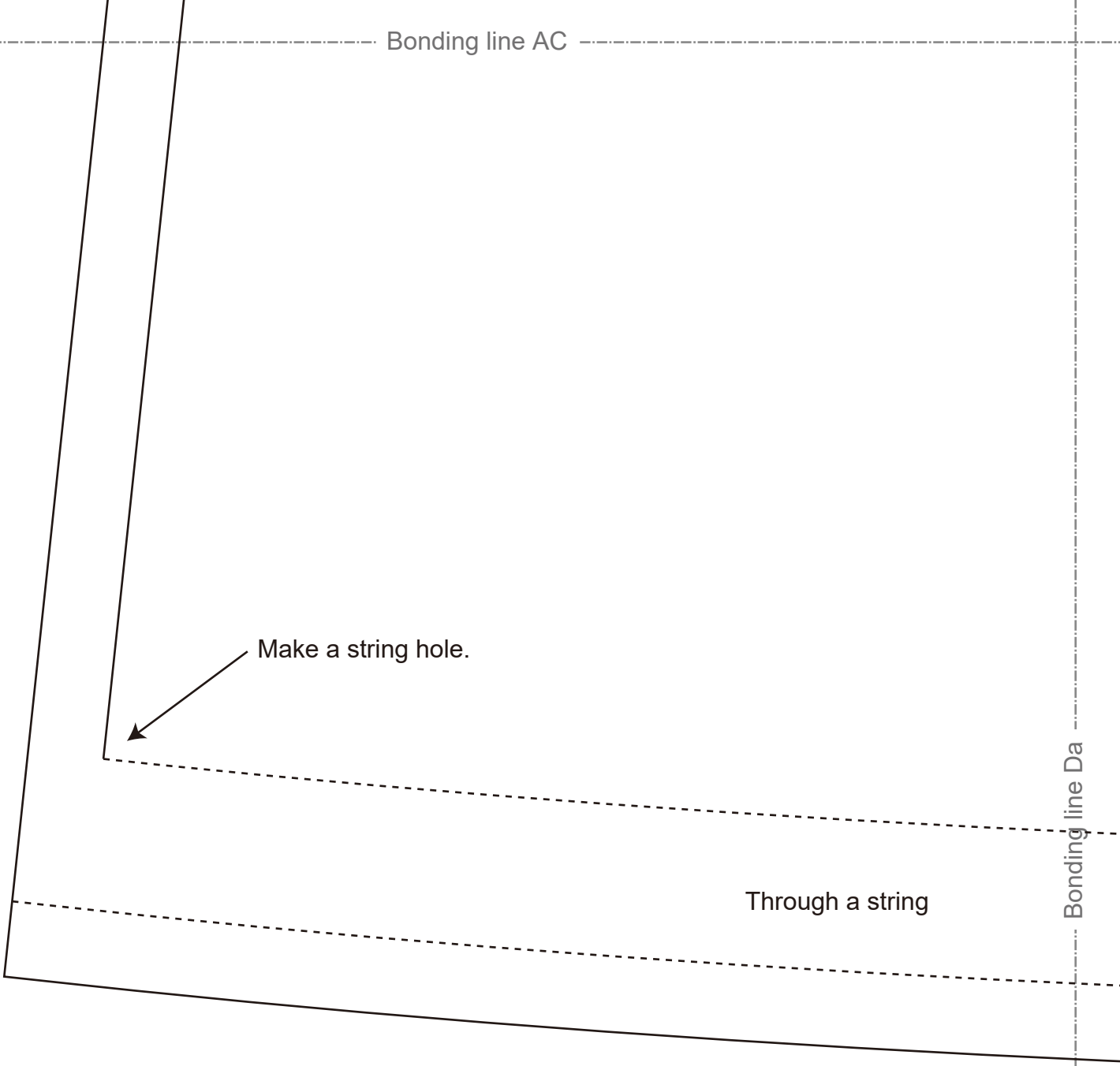
Bonding line AC

Make a string hole.



Through a string

Bonding line Da



through a rubber string

Bonding line A

Pleat Line

Pleat Line

Bonding line Ab

**DRCOS**

SITE [http://dr-cos.info\(en\)](http://dr-cos.info(en)) [http://dr-cos.com\(jp\)](http://dr-cos.com(jp))  
MAIL [info@dr-cos.com](mailto:info@dr-cos.com)  
Twitter [@drcos\\_com](https://twitter.com/@drcos_com)  
facebook <https://www.facebook.com/drcoscom>

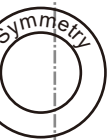
Bonding line BA

# Children's <sup>size</sup> 10

Balloon skirt

Front Body one sheets

Back Body one sheets



Bonding line BB



Bonding line Ca

Bonding line Cb

Bonding line BC

Bonding line BC

Bonding line Da

Bonding line Db

Pleat Line

Pleat Line

